

Tech Nation 2017

Status:	Closed
Start date:	2016-11-16
End date:	2016-12-06
Live:	21 days
Questions:	22
Partial completes:	52 (20.7%)
Screened out:	0 (0%)
Reached end:	199 (79.3%)
Total responded:	251

Filter

Responded

2. Norwich

Remaining respondents: **251 (100%)**

**TECH
NATION
2017**



From
**TECH
CITY**



Welcome to Tech Nation 2017!

Tech Nation is the most comprehensive guide to the UK's digital tech ecosystem.

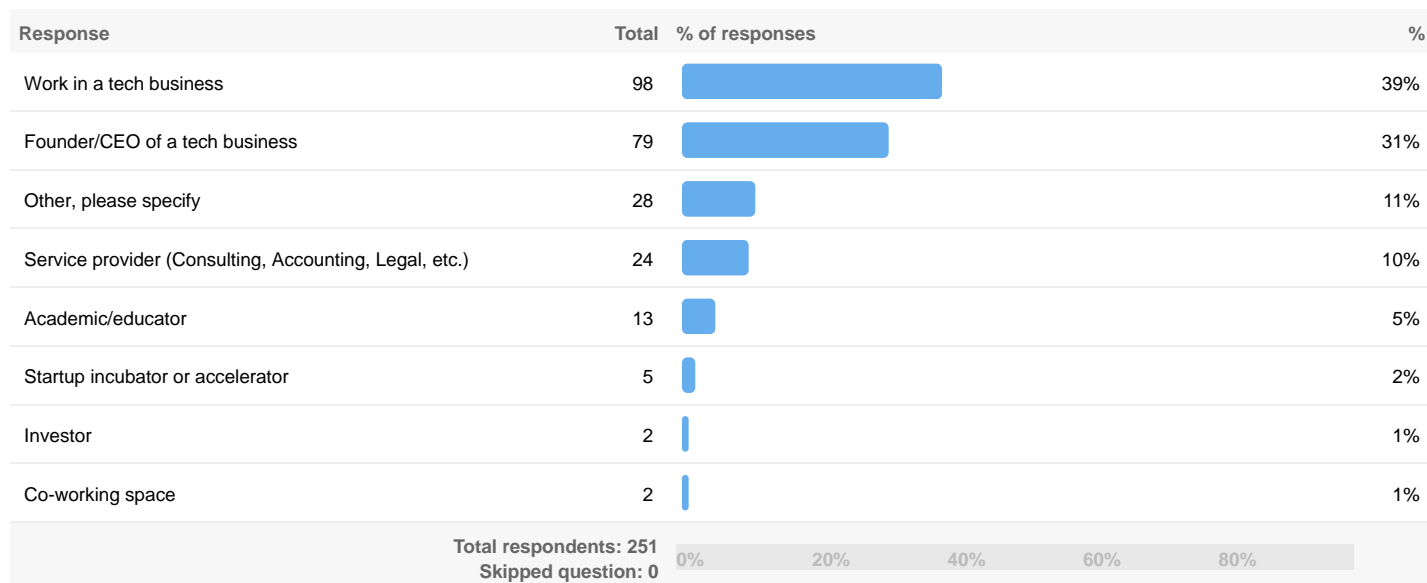
We know that ecosystems are driven by people like you and you are what make companies and communities thrive. This is why we want to hear directly from you. Specifically about your ecosystem; what's great, what's not so great, how could it be improved?

Whether you're part of a tech company or the local ecosystem (eg. accelerator, co-working space, university), we'd love to represent your views in Tech Nation 2017!

- One survey
- 10-20 questions (depending on your answers)
- 7 minutes (we've tested it)

[Click here to start and be part of Tech Nation.](#)

1. What is your role in the tech community?




2. Where is your company/organisation headquartered?

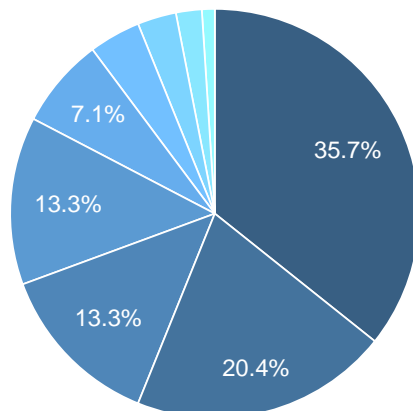
Response	Total	% of responses	%
Norwich	251		100%
York	0		0%
Truro	0		0%
Sheffield	0		0%
Birmingham	0		0%
Derry	0		0%
Bolton	0		0%
Reading & Bracknell	0		0%
Bournemouth & Poole	0		0%
Stockport	0		0%
Bradford	0		0%
Wolverhampton	0		0%
Brighton	0		0%
Newport	0		0%
Bristol & Bath	0		0%
Oxford	0		0%
Camborne	0		0%
Rotherham	0		0%
Cambridge	0		0%
South Lanarkshire	0		0%
Cardiff	0		0%
Sunderland	0		0%
Coventry	0		0%
Wigan	0		0%
Derby	0		0%
Barnsley	0		0%
Doncaster	0		0%
Loughborough	0		0%
Dudley	0		0%
Peterborough	0		0%
Dundee	0		0%
Belfast	0		0%
East Riding	0		0%
Plymouth	0		0%
Edinburgh	0		0%
Redruth	0		0%
Exeter & Newton Abbot	0		0%
Sefton	0		0%
Fife	0		0%
South Gloucestershire	0		0%

Glasgow	0	0%
Southampton	0	0%
Hull	0	0%
Stoke-on-Trent	0	0%
Ipswich	0	0%
Swansea	0	0%
Kingston-upon-Hull	0	0%
Wakefield	0	0%
Kirklees	0	0%
Wirral	0	0%
Leeds	0	0%
Worcester & Malvern	0	0%
Leicester	0	0%
Colchester	0	0%
Liverpool	0	0%
Lincoln	0	0%
London	0	0%
Middlesbrough	0	0%
Manchester	0	0%
Oldham	0	0%
Durham	0	0%
Warrington	0	0%
Newcastle-upon-Tyne	0	0%
Other, please specify	0	0%
Aberdeen	0	0%
Nottingham	0	0%

Total respondents: 251
Skipped question: 0



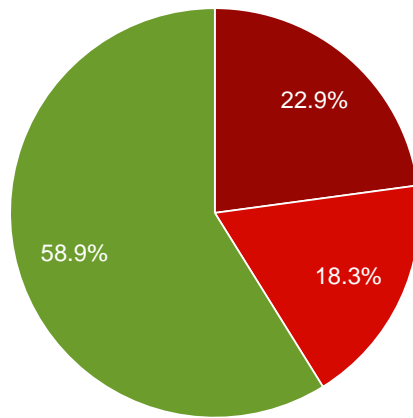
3. What is your current role?



- 36% - Engineering
- 20% - Other, please specify
- 13% - General management
- 13% - Marketing
- 7% - Product
- 4% - Founder / CEO
- 3% - Operations (including finance)
- 2% - Sales
- 1% - People/HR

n=98

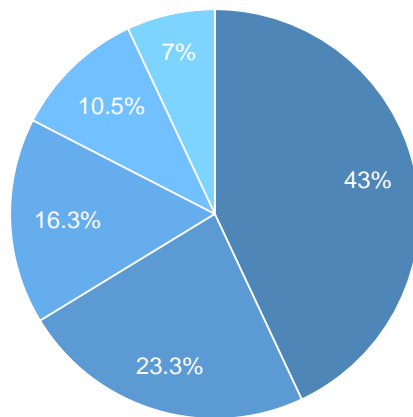
4. When was your company founded?



- 23% - Less than two years ago
- 18% - 2 – 4 years ago
- 59% - Five or more years ago

n=175

5. How many employees does your company have?



- 43% - 1 - 10
- 23% - 11 - 20
- 16% - Over 100
- 10% - 21 - 50
- 7% - 51 - 100

n=172

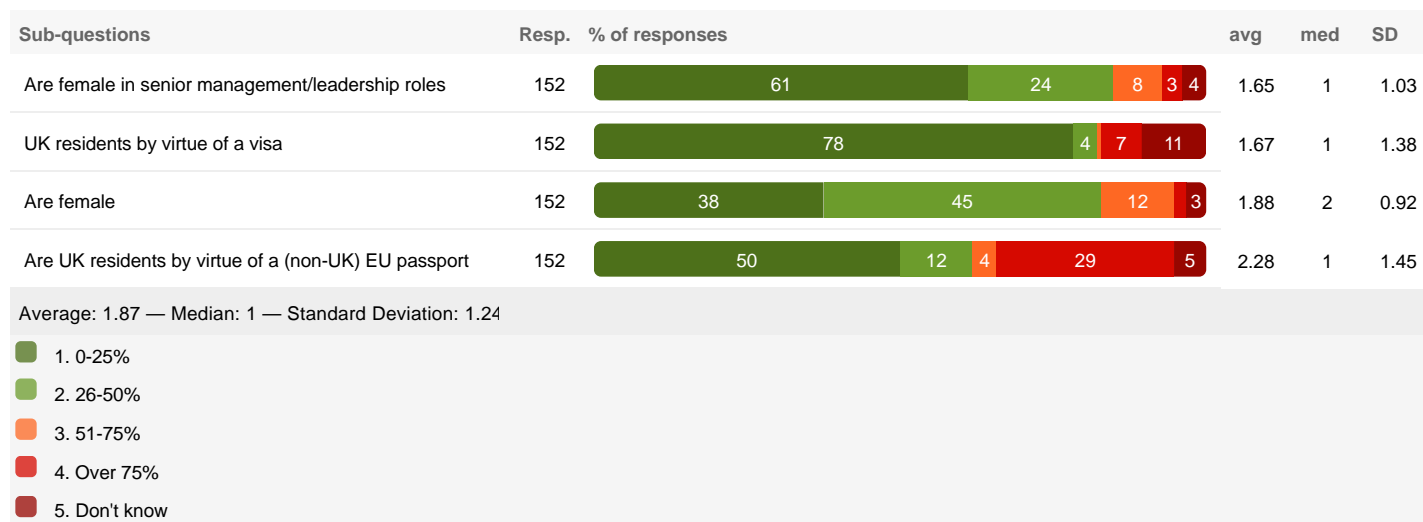
6. How much of a challenge are the following to your company?

Sub-questions	Resp.	% of responses					avg	med	SD
Lack of supply of highly skilled workers	154	11	18	22	34	15	3.25	3	1.22
Poor transport infrastructure (e.g. roads, rail and air)	154	16	16	23	31	15	3.14	3	1.29
Poor digital infrastructure e.g. broadband	154	21	18	20	23	18	2.99	3	1.41
Low levels of awareness of a local digital industry	154	19	28	25	25	3	2.66	3	1.14
Limited opportunities to access finance	154	25	21	30	16	8	2.6	3	1.24
Regulation (e.g. data protection, employment law)	154	20	38	21	15	6	2.5	2	1.16
Limited supply of appropriate property on competitive terms	154	29	25	22	18	6	2.45	2	1.24
Retention of skilled workers	154	25	31	24	15	5	2.44	2	1.17
Lack of formal advice and mentoring (e.g. business, legal, accounting)	154	26	31	31	9	3	2.33	2	1.06
Average: 2.71 — Median: 3 — Standard Deviation: 1.26									
<ul style="list-style-type: none"> ■ 1. Not a challenge ■ 2. ■ 3. ■ 4. ■ 5. A major challenge 									

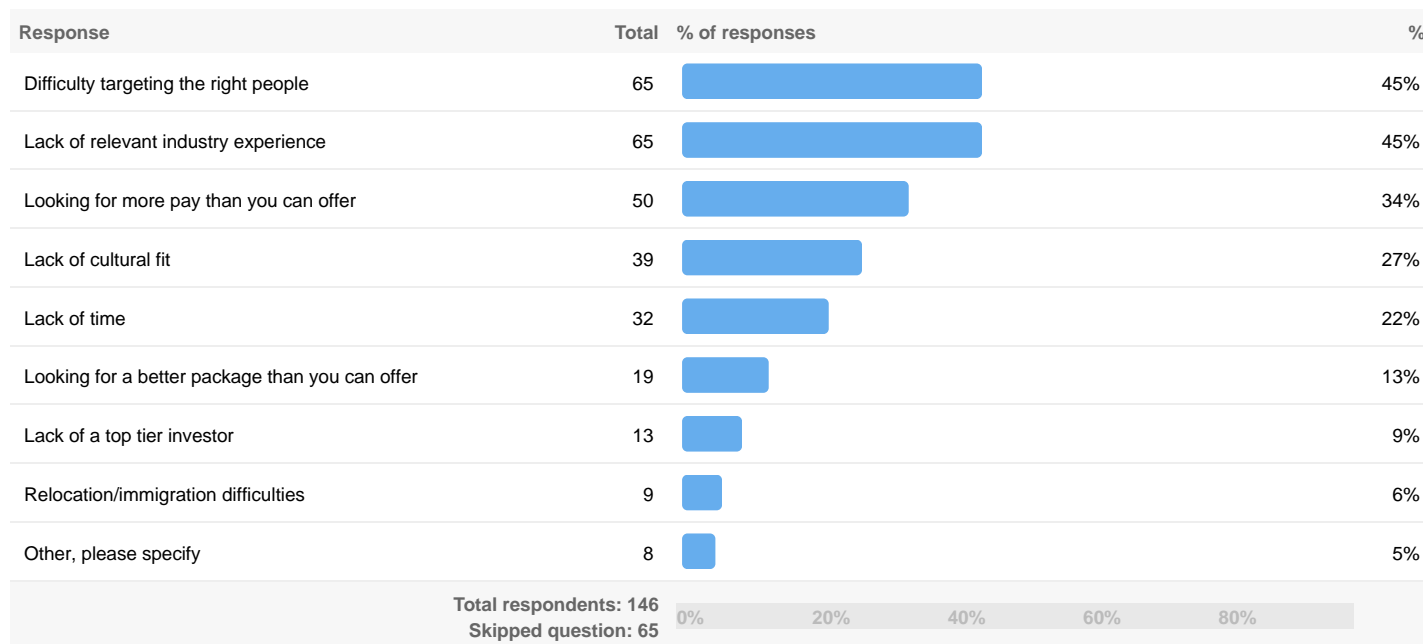
7. To what extent are the following challenges for tech companies in your area?

Sub-questions	Resp.	% of responses					avg	med	SD
Poor transport infrastructure (e.g. roads, rail and air)	66	8	14	23	23	33	3.61	4	1.28
Poor digital infrastructure e.g. broadband	66	12	17	20	26	26	3.36	4	1.34
Lack of supply of highly skilled workers	66	14	18	20	36	12	3.15	3	1.25
Retention of skilled workers	66	12	23	33	21	11	2.95	3	1.16
Low levels of awareness of a local digital industry	66	11	33	17	30	9	2.94	3	1.19
Limited opportunities to access finance	66	18	17	33	27	5	2.83	3	1.15
Regulation (e.g. data protection, employment law)	66	18	21	35	18	8	2.76	3	1.17
Limited supply of appropriate property on competitive terms	66	20	21	35	15	9	2.73	3	1.2
Lack of formal advice and mentoring (e.g. business, legal, accounting)	66	17	35	24	20	5	2.61	2	1.11
Average: 2.99 — Median: 3 — Standard Deviation: 1.25									
<ul style="list-style-type: none"> ■ 1. Not a challenge ■ 2. ■ 3. ■ 4. ■ 5. A major challenge 									

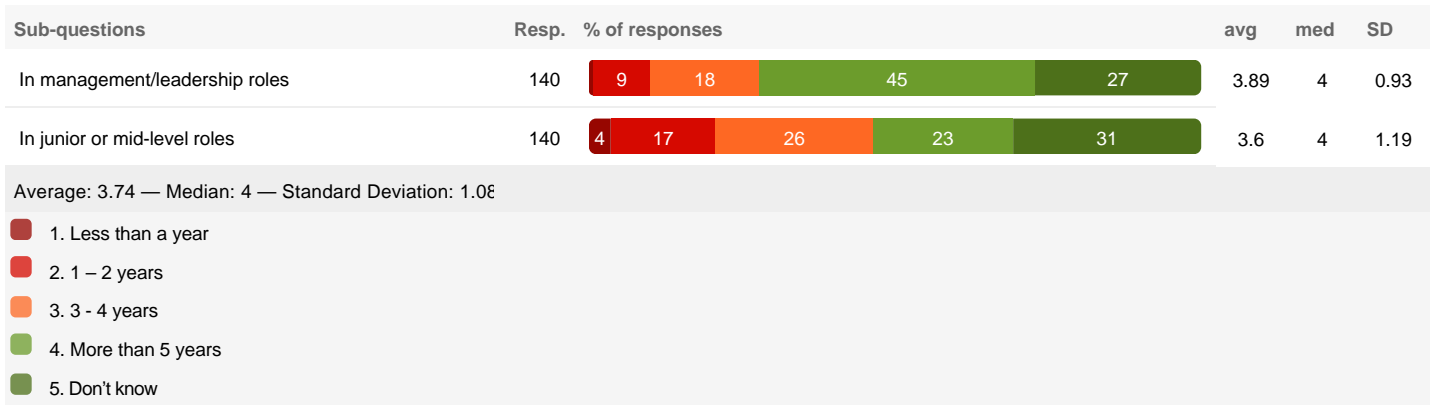
8. Approximately what percentage of the employees in your company



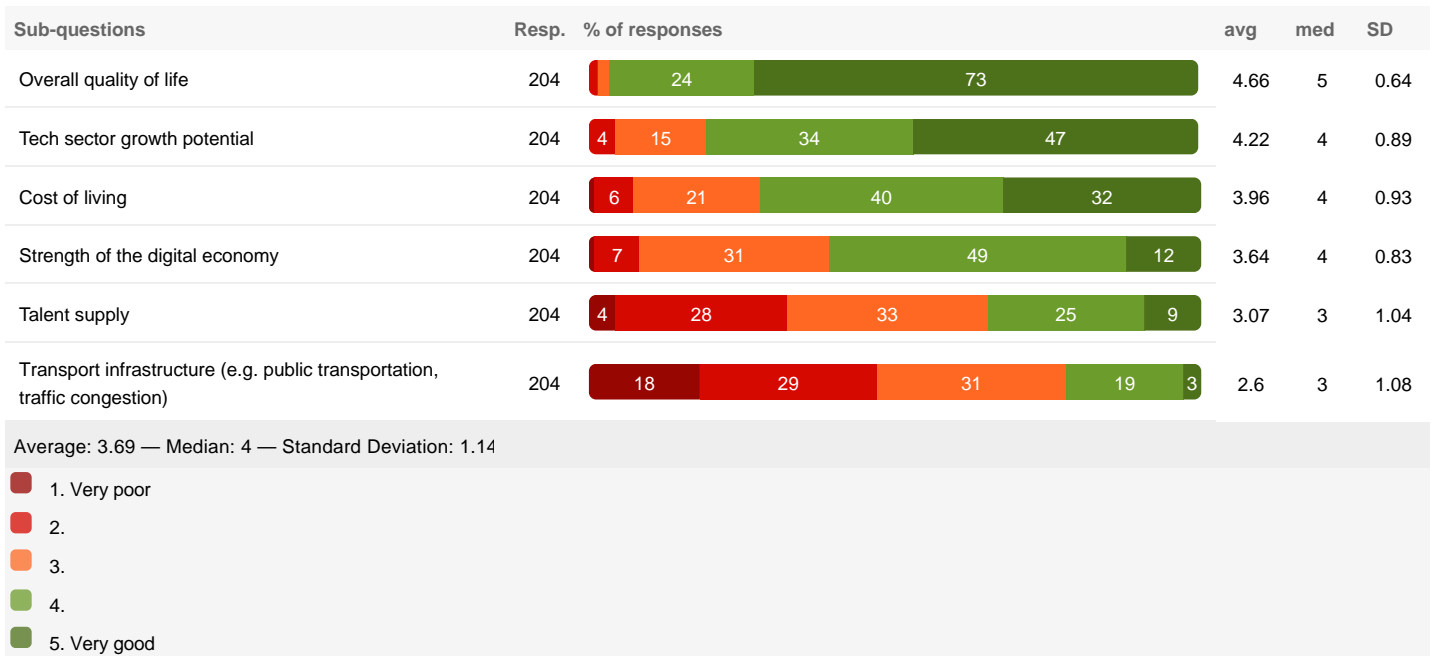
9. When recruiting talent what are the primary challenges you face?



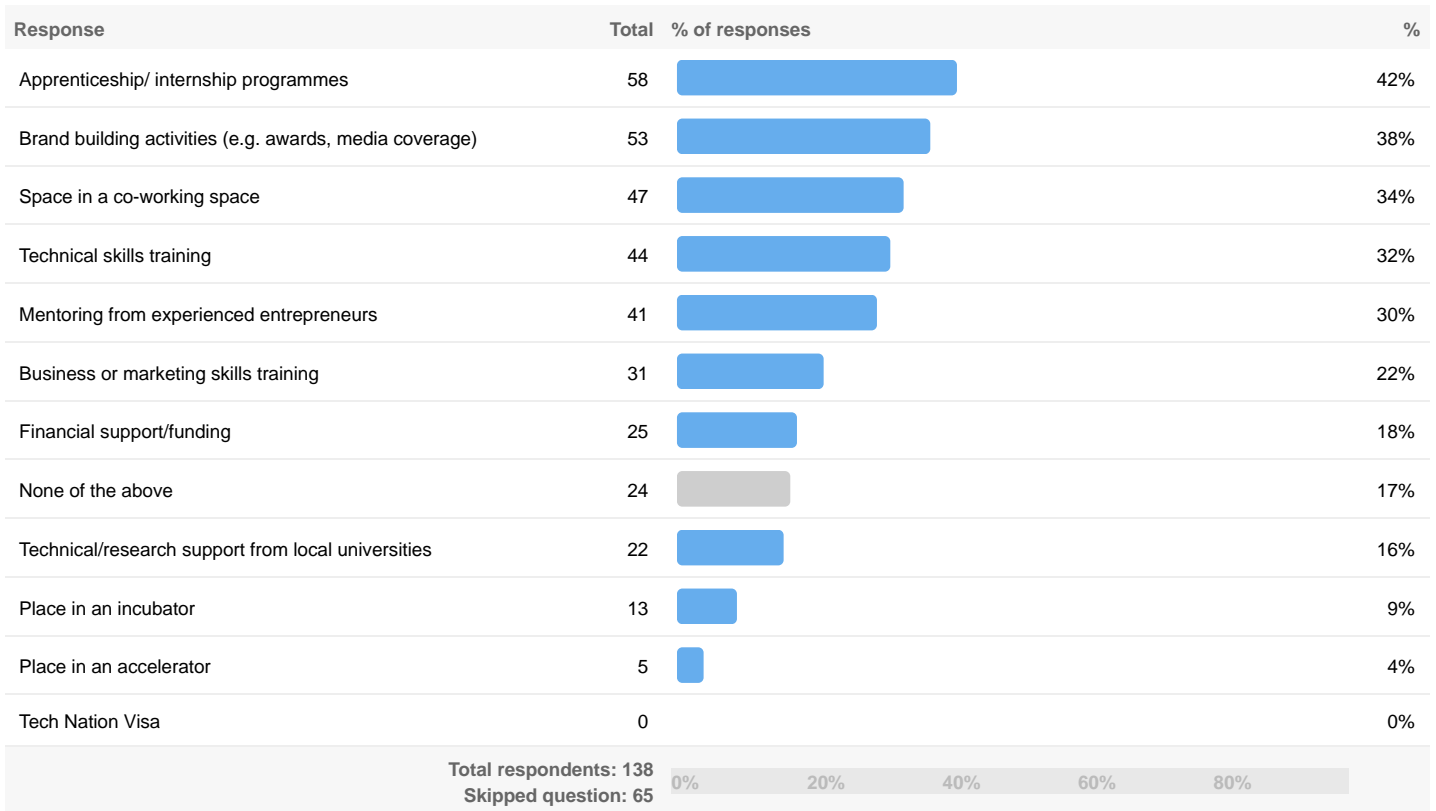
12. How long do staff tend to stay with your company?



13. How would you rate your local area on the following?



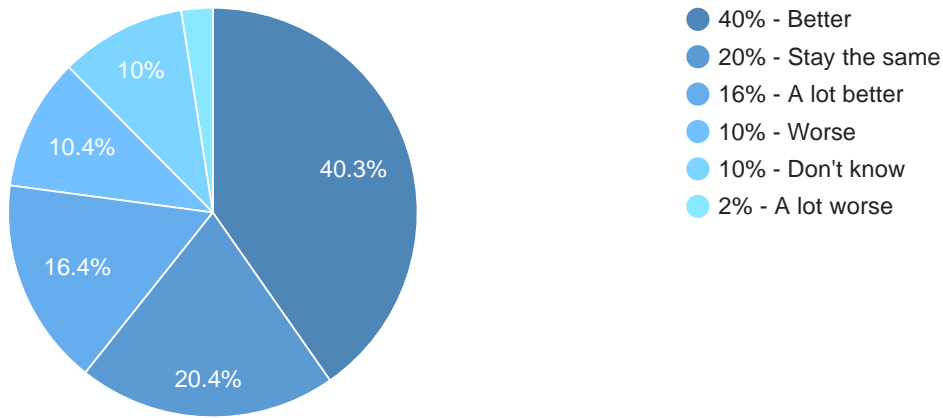
14. Has your company ever taken advantage of any of the following support locally?



15. How useful have you found the following local support?



16. Over the next twelve months do you think the business environment for UK tech businesses will get better, get worse, or stay the same?



n=201

17. As a result of Brexit, to what extent do you agree or disagree with the following?

Sub-questions	Resp.	% of responses					avg	med	SD
We expect to grow our operations in the UK	135	7	19	29	27	19	3.33	3	1.17
We will find it harder to attract talent	135	12	21	34	26	7	2.96	3	1.11
We will find it hard to retain talent	135	23	17	40	11	9	2.66	3	1.2
We anticipate improved access to new markets	135	23	26	32	13	6	2.53	3	1.15
We anticipate improved access to non-EU talent (India, US ...)	135	21	28	34	13	4	2.49	2.5	1.07
We are likely to move at least some of our operations out of the UK	135	50	14	22	9	5	2.06	1.5	1.24

Average: 2.67 — Median: 3 — Standard Deviation: 1.22

- 1. Disagree strongly
- 2.
- 3.
- 4.
- 5. Agree strongly

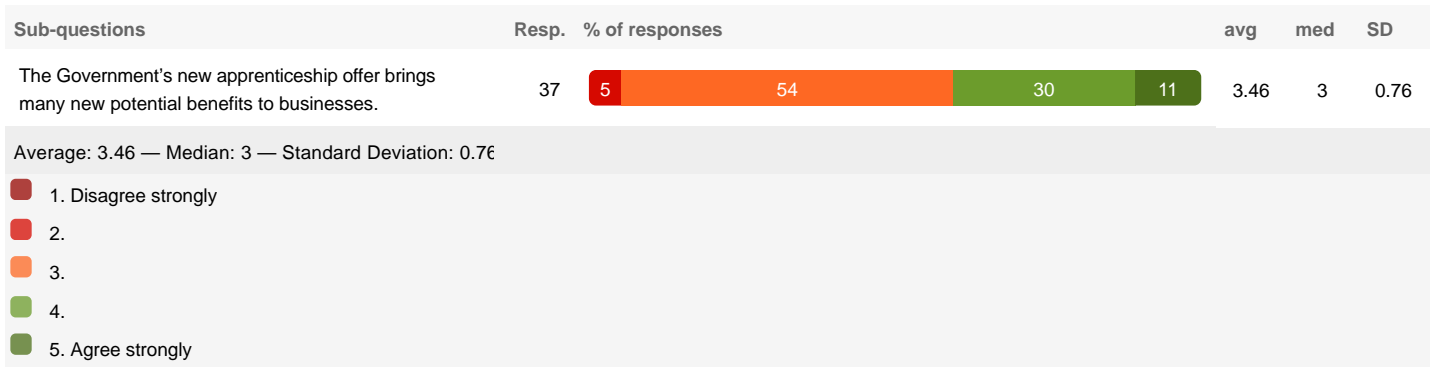
18. To what extent do you agree or disagree with the following statements?

Sub-questions	Resp.	% of responses					avg	med	SD
Apprenticeships are an effective way for tech businesses to find new, tailor-made talent	68	3	13	35	34	15	3.44	3	0.99
I'm familiar with the changes being made by Government to the apprenticeship offer.	68	21	35	25	13	6	2.49	2	1.13

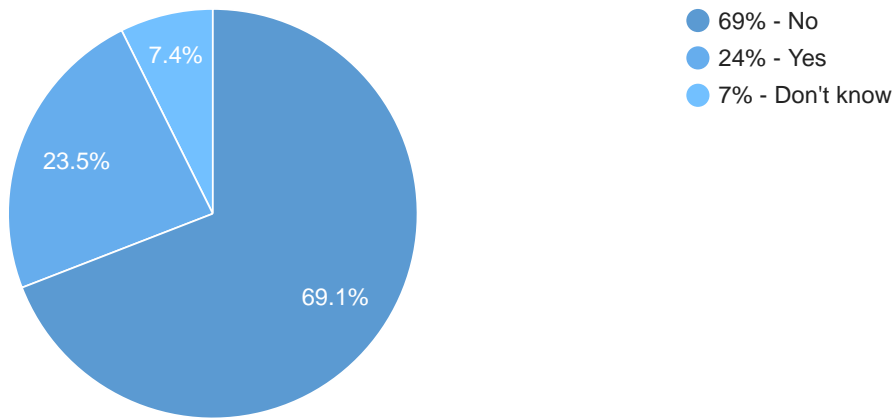
Average: 2.96 — Median: 3 — Standard Deviation: 1.17

- 1. Disagree strongly
- 2.
- 3.
- 4.
- 5. Agree strongly

19. To what extent do you agree or disagree with the following statements?



20. Does your organisation currently offer apprenticeships?



21. We appreciate you helping us with this survey. If you would like to receive the Tech Nation 2017 Report, please enter your email address below before submitting your survey, otherwise type 'REF'.

