

# Tech Nation 2017

Status:	Closed
Start date:	2016-11-16
End date:	2016-12-06
Live:	21 days
Questions:	22
Partial completes:	36 (24.8%)
Screened out:	0 (0%)
Reached end:	109 (75.2%)
Total responded:	145

## Filter

### Responded

#### 2. Bournemouth & Poole

Remaining respondents: 145 (100%)



Welcome to Tech Nation 2017!

Tech Nation is the most comprehensive guide to the UK's digital tech ecosystem.

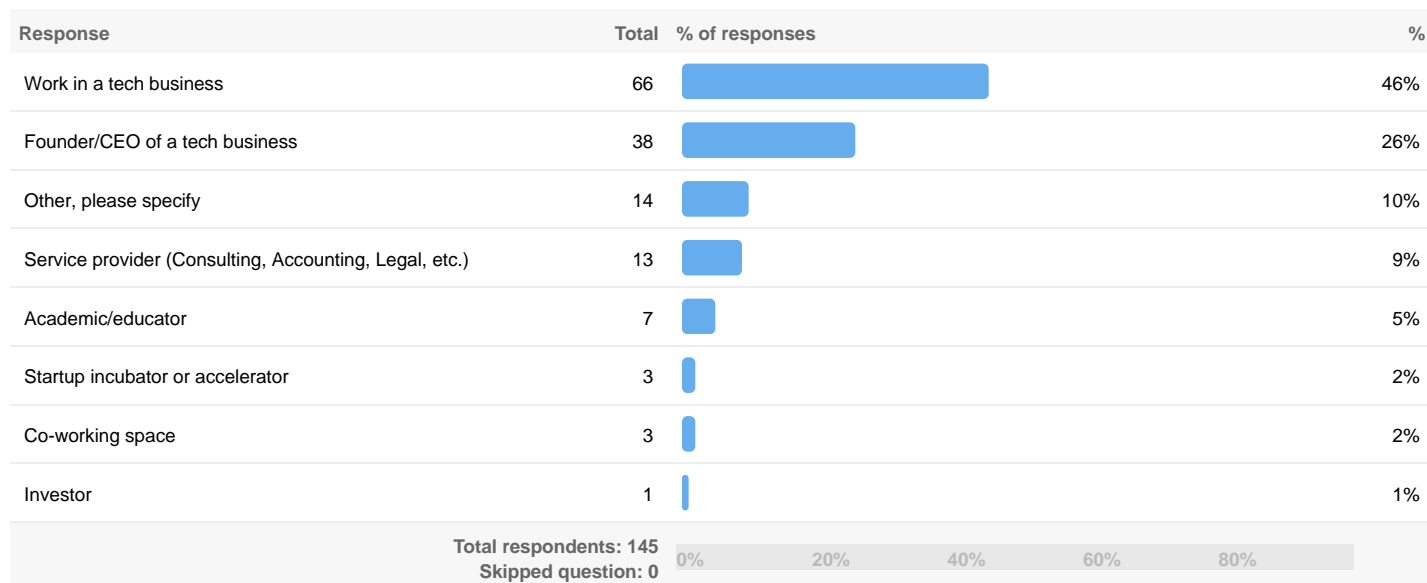
We know that ecosystems are driven by people like you and you are what make companies and communities thrive. This is why we want to hear directly from you. Specifically about your ecosystem; what's great, what's not so great, how could it be improved?

Whether you're part of a tech company or the local ecosystem (eg. accelerator, co-working space, university), we'd love to represent your views in Tech Nation 2017!


- One survey
- 10-20 questions (depending on your answers)
- 7 minutes (we've tested it)

[Click here to start and be part of Tech Nation.](#)

### 1. What is your role in the tech community?




**2. Where is your company/organisation headquartered?**

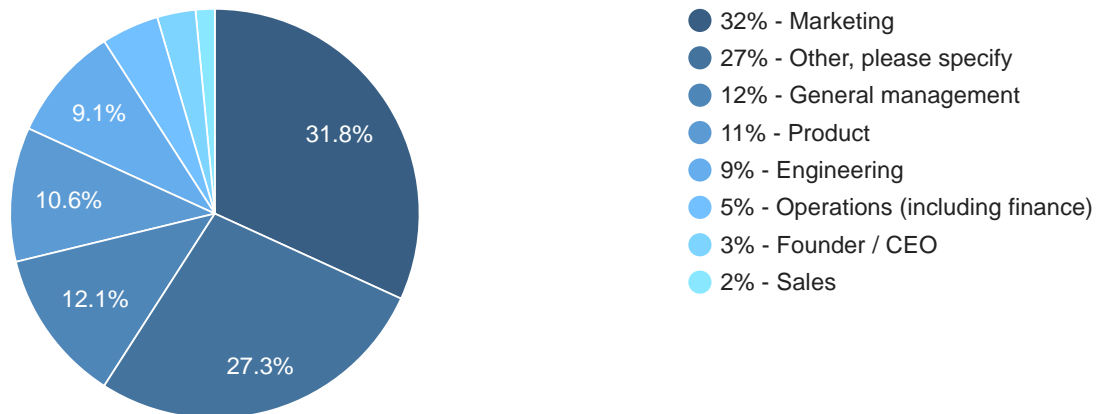
Response	Total	% of responses	%
Bournemouth & Poole	145		100%
Plymouth	0		0%
Colchester	0		0%
Belfast	0		0%
Birmingham	0		0%
Warrington	0		0%
Bolton	0		0%
Sefton	0		0%
Southampton	0		0%
Swansea	0		0%
Wirral	0		0%
Bradford	0		0%
Middlesbrough	0		0%
Brighton	0		0%
Nottingham	0		0%
Bristol & Bath	0		0%
Redruth	0		0%
Camborne	0		0%
South Gloucestershire	0		0%
Cambridge	0		0%
Stoke-on-Trent	0		0%
Cardiff	0		0%
Wakefield	0		0%
Coventry	0		0%
Worcester & Malvern	0		0%
Derby	0		0%
Lincoln	0		0%
Doncaster	0		0%
Oldham	0		0%
Dudley	0		0%
Other, please specify	0		0%
Dundee	0		0%
Oxford	0		0%
East Riding	0		0%
Reading & Bracknell	0		0%
Edinburgh	0		0%
Rotherham	0		0%
Exeter & Newton Abbot	0		0%
Sheffield	0		0%
Fife	0		0%

South Lanarkshire	0	0%
Glasgow	0	0%
Stockport	0	0%
Hull	0	0%
Sunderland	0	0%
Ipswich	0	0%
Truro	0	0%
Kingston-upon-Hull	0	0%
Wigan	0	0%
Kirklees	0	0%
Wolverhampton	0	0%
Leeds	0	0%
Barnsley	0	0%
Leicester	0	0%
Derry	0	0%
Liverpool	0	0%
Loughborough	0	0%
London	0	0%
Newport	0	0%
Manchester	0	0%
Peterborough	0	0%
Durham	0	0%
York	0	0%
Newcastle-upon-Tyne	0	0%
Aberdeen	0	0%
Norwich	0	0%

Total respondents: 145  
Skipped question: 0

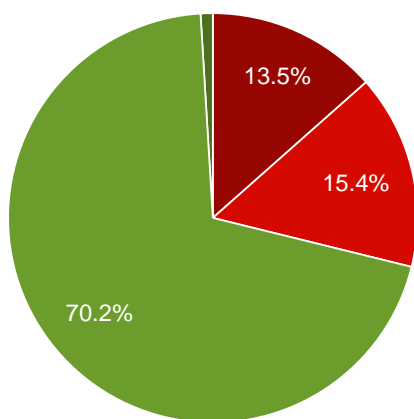


### 3. What is your current role?



n=66

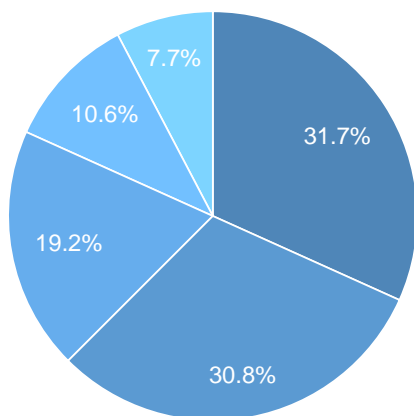
#### 4. When was your company founded?



- 13% - Less than two years ago
- 15% - 2 – 4 years ago
- 70% - Five or more years ago
- 1% - Don't know

n=104

#### 5. How many employees does your company have?



- 32% - 21 - 50
- 31% - 1 - 10
- 19% - 11 - 20
- 11% - 51 - 100
- 8% - Over 100

n=104

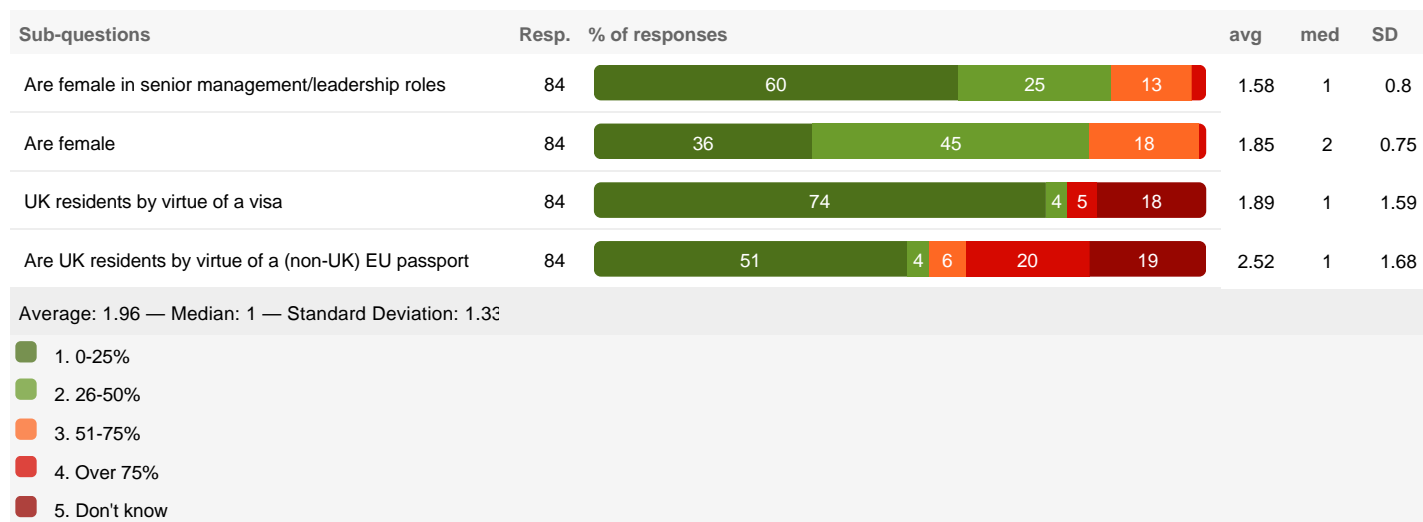
## 6. How much of a challenge are the following to your company?

Sub-questions	Resp.	% of responses					avg	med	SD
Lack of supply of highly skilled workers	86	12	17	23	31	16	3.23	3	1.25
Limited supply of appropriate property on competitive terms	86	20	20	23	27	10	2.88	3	1.29
Retention of skilled workers	86	17	26	34	17	6	2.69	3	1.12
Limited opportunities to access finance	86	24	27	33	13	3	2.44	2	1.1
Poor digital infrastructure e.g. broadband	86	36	23	17	17	6	2.34	2	1.28
Poor transport infrastructure (e.g. roads, rail and air)	86	33	26	23	13	6	2.34	2	1.22
Lack of formal advice and mentoring (e.g. business, legal, accounting)	86	26	34	33	6	1	2.26	2	0.98
Regulation (e.g. data protection, employment law)	86	28	34	29	6	3	2.23	2	1.03
Low levels of awareness of a local digital industry	86	36	22	27	15	0	2.21	2	1.09
Average: 2.51 — Median: 2 — Standard Deviation: 1.20									
<ul style="list-style-type: none"> <li><span style="color: #800000;">■</span> 1. Not a challenge</li> <li><span style="color: #D9534F;">■</span> 2.</li> <li><span style="color: #F08080;">■</span> 3.</li> <li><span style="color: #E67E22;">■</span> 4.</li> <li><span style="color: #2E8B57;">■</span> 5. A major challenge</li> </ul>									

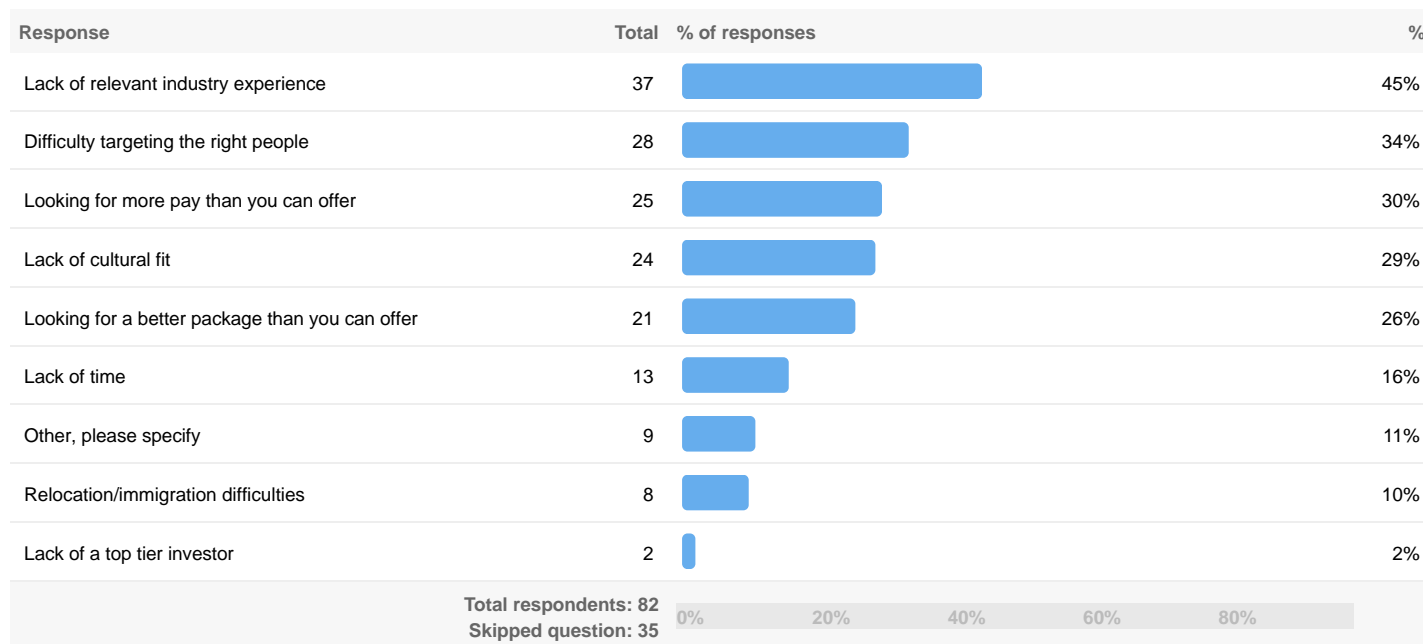
## 7. To what extent are the following challenges for tech companies in your area?

Sub-questions	Resp.	% of responses					avg	med	SD
Retention of skilled workers	35	11	17	43	17	11	3	3	1.12
Lack of supply of highly skilled workers	35	14	26	20	29	11	2.97	3	1.25
Limited opportunities to access finance	35	17	20	29	20	14	2.94	3	1.29
Limited supply of appropriate property on competitive terms	35	20	17	34	11	17	2.89	3	1.33
Lack of formal advice and mentoring (e.g. business, legal, accounting)	35	29	20	26	20	6	2.54	2.5	1.25
Low levels of awareness of a local digital industry	35	31	23	20	14	11	2.51	2	1.36
Poor transport infrastructure (e.g. roads, rail and air)	35	26	29	26	11	9	2.49	2	1.23
Regulation (e.g. data protection, employment law)	35	40	20	29	11	0	2.11	2	1.06
Poor digital infrastructure e.g. broadband	35	43	31	14	6	6	2	2	1.15
Average: 2.61 — Median: 3 — Standard Deviation: 1.28									
<ul style="list-style-type: none"> <li><span style="color: #800000;">■</span> 1. Not a challenge</li> <li><span style="color: #D9534F;">■</span> 2.</li> <li><span style="color: #F08080;">■</span> 3.</li> <li><span style="color: #E67E22;">■</span> 4.</li> <li><span style="color: #2E8B57;">■</span> 5. A major challenge</li> </ul>									

## 8. Approximately what percentage of the employees in your company ....

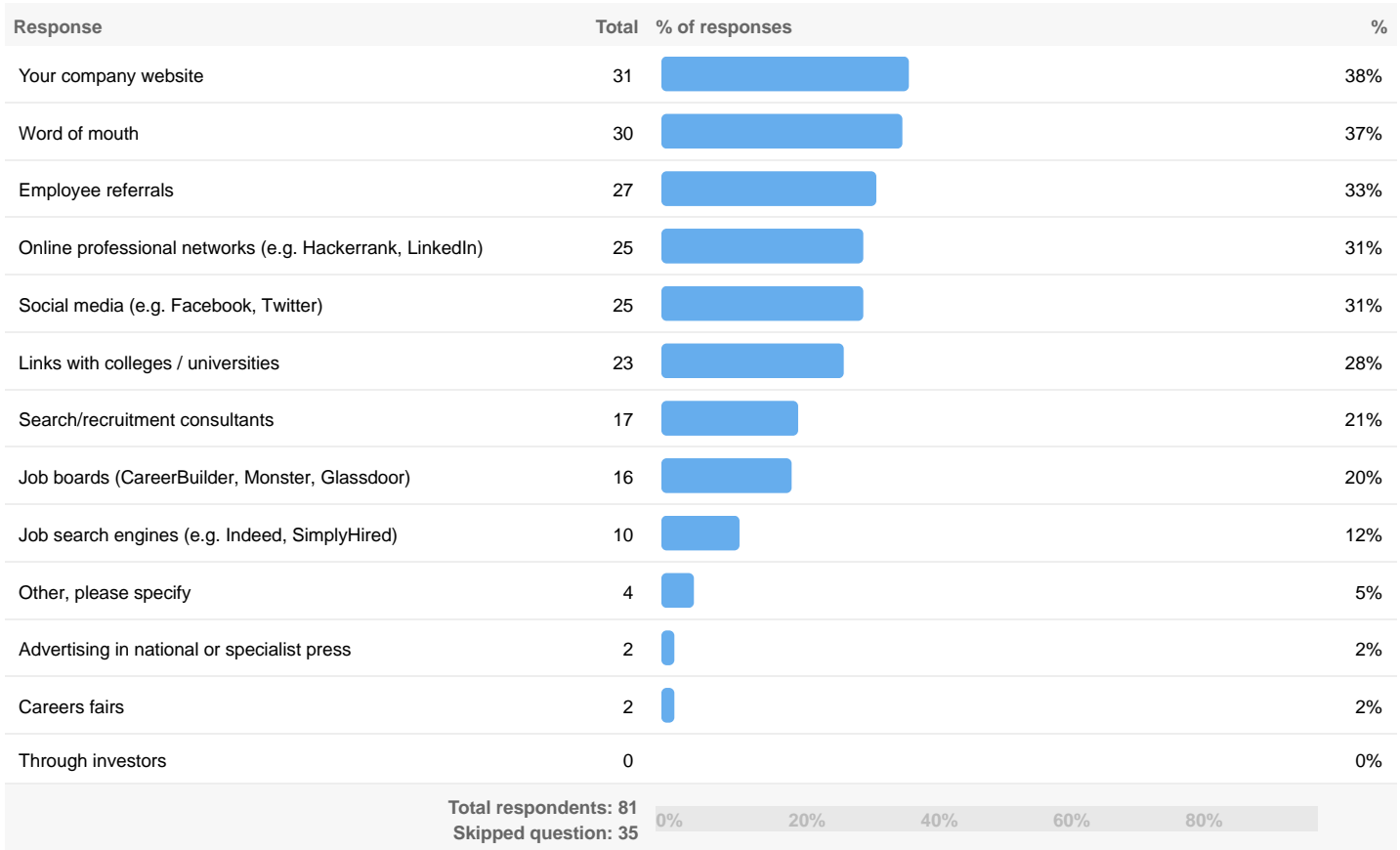


## 9. When recruiting talent what are the primary challenges you face?

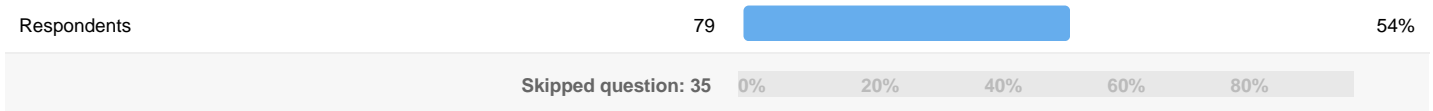




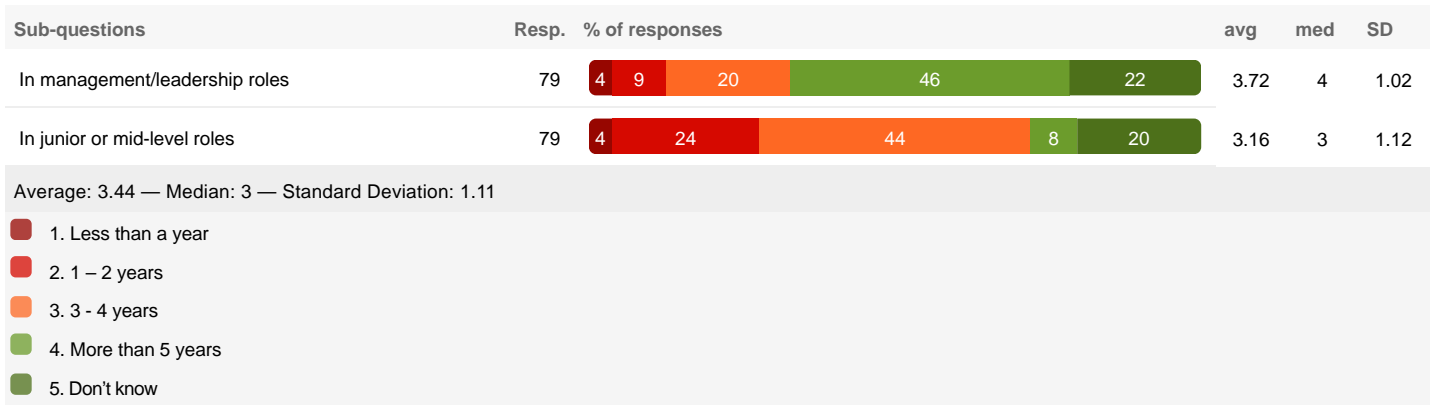
**10. Which are the most effective methods for attracting talent to your organisation?**



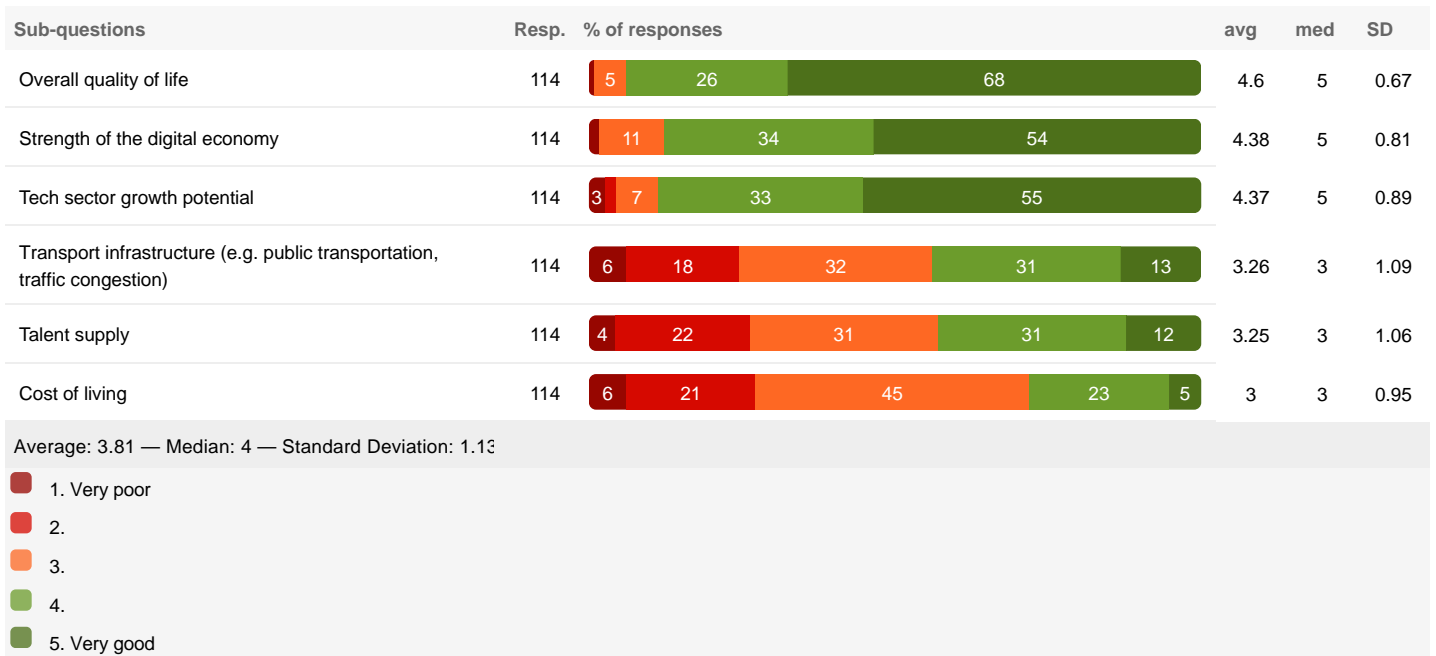
**11. Do you offer any specific perks to motivate and retain employees (e.g. day off on birthday, free beer on Friday, a ping pong table, annual staff trip abroad)?**



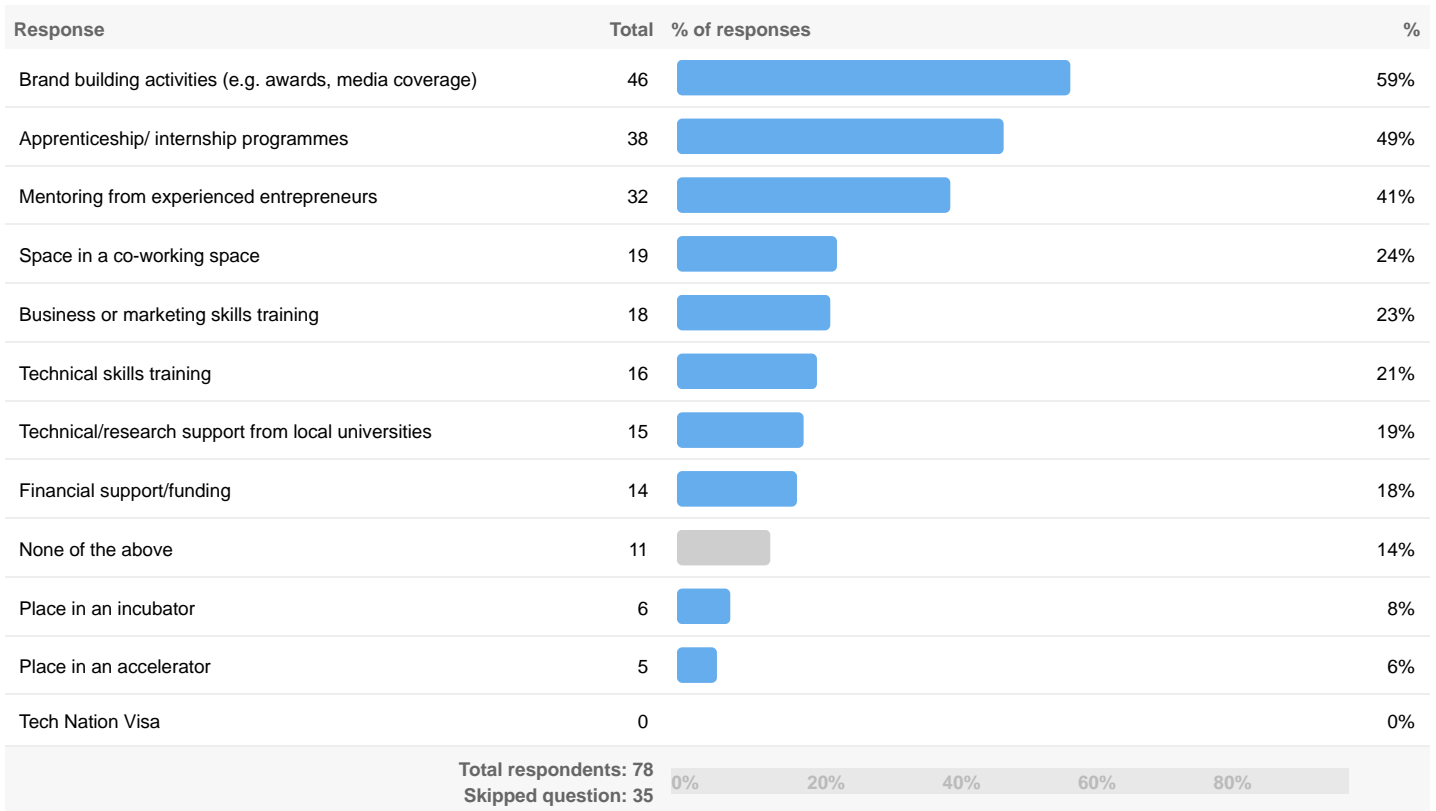
## 12. How long do staff tend to stay with your company?



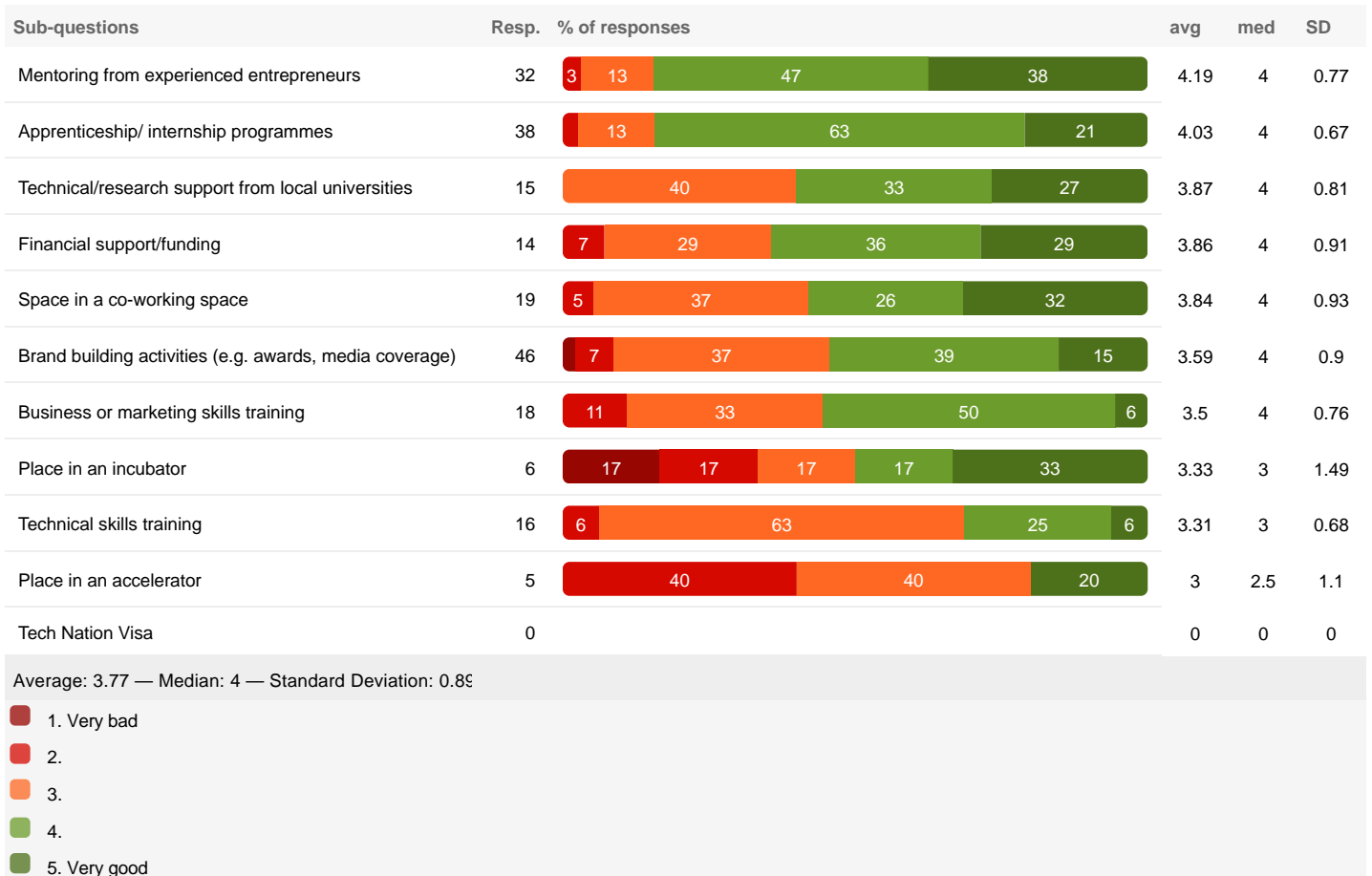
## 13. How would you rate your local area on the following?



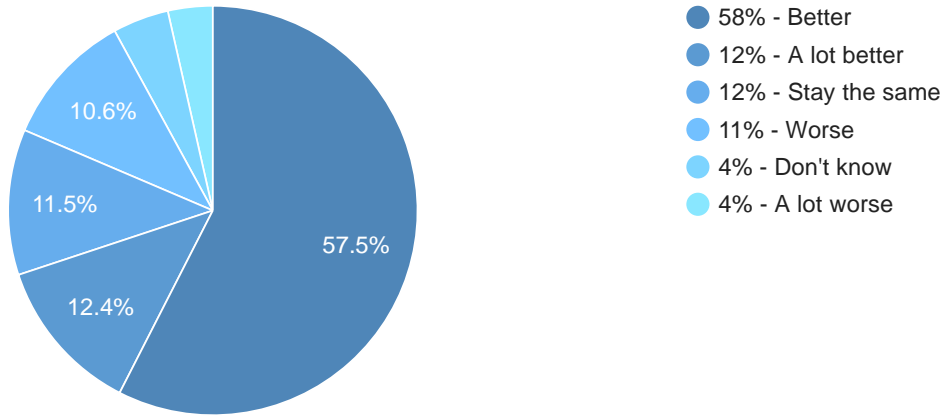
## 14. Has your company ever taken advantage of any of the following support locally?



## 15. How useful have you found the following local support?



**16. Over the next twelve months do you think the business environment for UK tech businesses will get better, get worse, or stay the same?**



n=113

**17. As a result of Brexit, to what extent do you agree or disagree with the following?**

Sub-questions	Resp.	% of responses	avg	med	SD
We expect to grow our operations in the UK	77	6 16 36 26 16	3.29	3	1.1
We will find it harder to attract talent	77	13 25 39 17 6	2.79	3	1.07
We anticipate improved access to new markets	77	18 21 51 9	2.55	3	0.93
We anticipate improved access to non-EU talent (India, US ...)	77	18 23 48 6 4	2.55	3	0.99
We will find it hard to retain talent	77	22 30 38 4 6	2.43	2	1.07
We are likely to move at least some of our operations out of the UK	77	47 14 19 9 10	2.22	2	1.38

Average: 2.64 — Median: 3 — Standard Deviation: 1.15

- 1. Disagree strongly
- 2.
- 3.
- 4.
- 5. Agree strongly

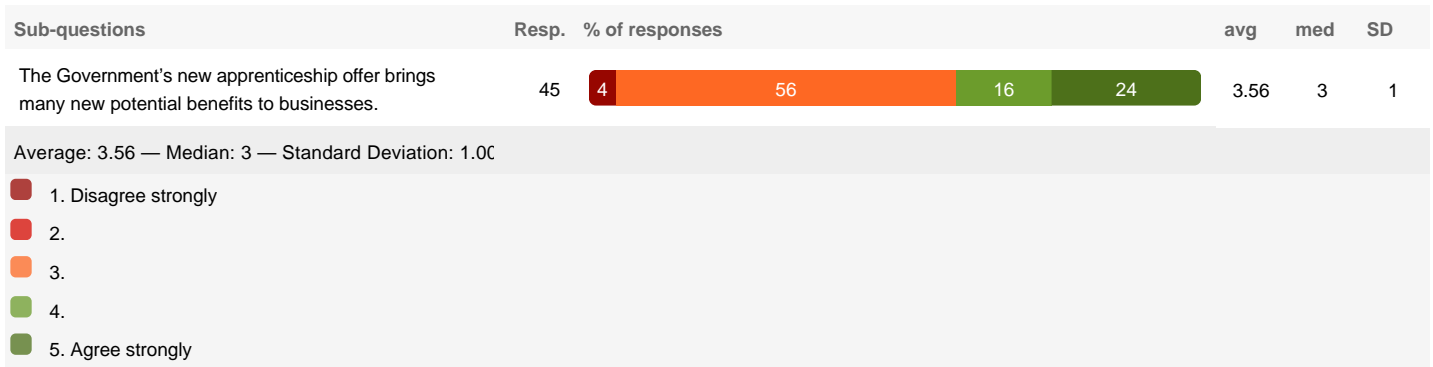
**18. To what extent do you agree or disagree with the following statements?**

Sub-questions	Resp.	% of responses	avg	med	SD
Apprenticeships are an effective way for tech businesses to find new, tailor-made talent	61	11 25 25 38	3.85	4	1.1
I'm familiar with the changes being made by Government to the apprenticeship offer.	61	16 26 21 20 16	2.93	3	1.33

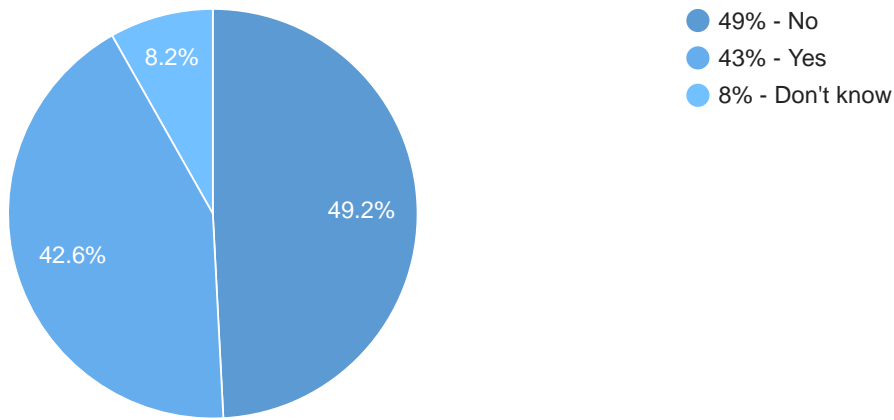
Average: 3.39 — Median: 3 — Standard Deviation: 1.30

- 1. Disagree strongly
- 2.
- 3.
- 4.
- 5. Agree strongly

**19. To what extent do you agree or disagree with the following statements?**



**20. Does your organisation currently offer apprenticeships?**



**21. We appreciate you helping us with this survey. If you would like to receive the Tech Nation 2017 Report, please enter your email address below before submitting your survey, otherwise type 'REF'.**

