

Tech Nation 2017

Status:	Closed
Start date:	2016-11-16
End date:	2016-12-06
Live:	21 days
Questions:	22
Partial completes:	47 (24%)
Screened out:	0 (0%)
Reached end:	149 (76%)
Total responded:	196

Filter

Responded

2. Cardiff

2. Swansea

Remaining respondents: **196 (100%)**



Welcome to Tech Nation 2017!

Tech Nation is the most comprehensive guide to the UK's digital tech ecosystem.

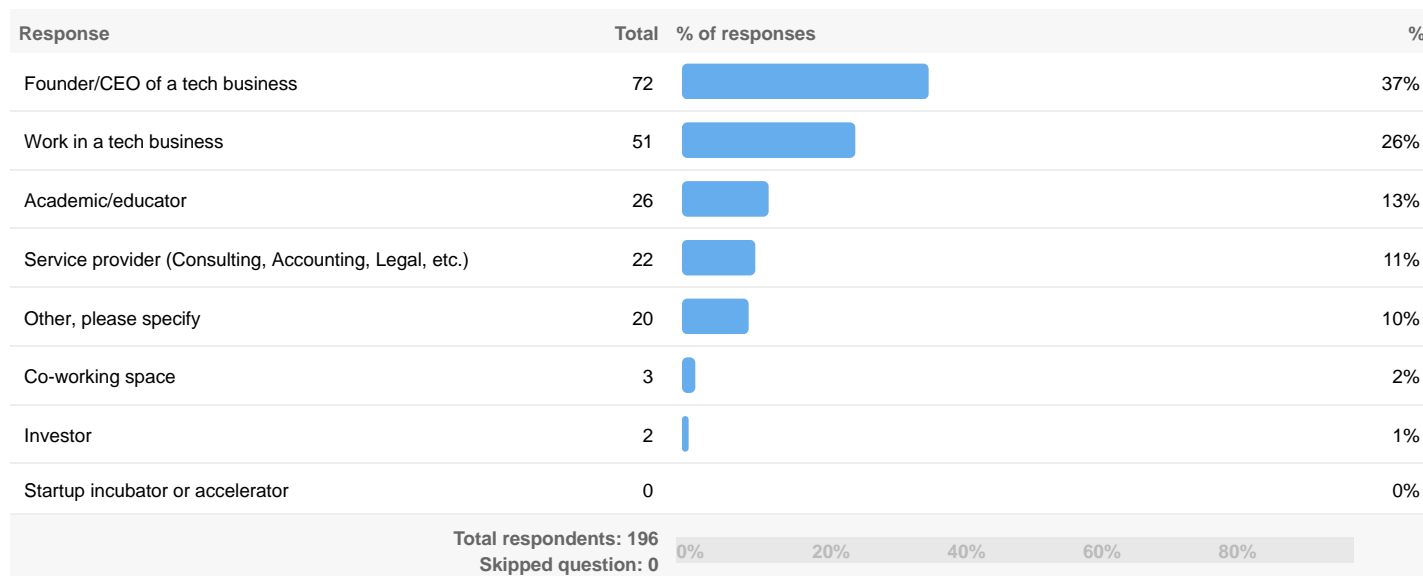
We know that ecosystems are driven by people like you and you are what make companies and communities thrive. This is why we want to hear directly from you. Specifically about your ecosystem; what's great, what's not so great, how could it be improved?

Whether you're part of a tech company or the local ecosystem (eg. accelerator, co-working space, university), we'd love to represent your views in Tech Nation 2017!



- One survey
- 10-20 questions (depending on your answers)
- 7 minutes (we've tested it)

[Click here to start and be part of Tech Nation.](#)

1. What is your role in the tech community?




2. Where is your company/organisation headquartered?

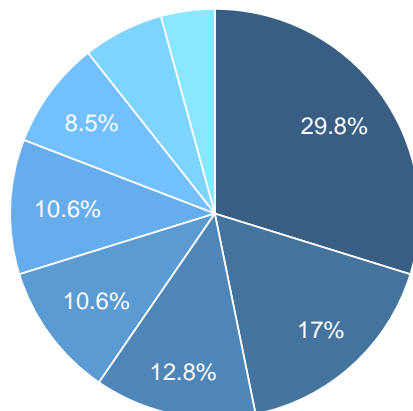
Response	Total	% of responses	%
Cardiff	137		70%
Swansea	59		30%
Plymouth	0		0%
Colchester	0		0%
Southampton	0		0%
Bolton	0		0%
Warrington	0		0%
Bournemouth & Poole	0		0%
Sefton	0		0%
Bradford	0		0%
Wirral	0		0%
Brighton	0		0%
Middlesbrough	0		0%
Bristol & Bath	0		0%
Nottingham	0		0%
Camborne	0		0%
Redruth	0		0%
Cambridge	0		0%
South Gloucestershire	0		0%
Stoke-on-Trent	0		0%
Birmingham	0		0%
Belfast	0		0%
Wakefield	0		0%
Coventry	0		0%
Worcester & Malvern	0		0%
Derby	0		0%
Lincoln	0		0%
Doncaster	0		0%
Oldham	0		0%
Dudley	0		0%
Other, please specify	0		0%
Dundee	0		0%
Oxford	0		0%
East Riding	0		0%
Reading & Bracknell	0		0%
Edinburgh	0		0%
Rotherham	0		0%
Exeter & Newton Abbot	0		0%
Sheffield	0		0%
Fife	0		0%

South Lanarkshire	0	0%
Glasgow	0	0%
Stockport	0	0%
Hull	0	0%
Sunderland	0	0%
Ipswich	0	0%
Truro	0	0%
Kingston-upon-Hull	0	0%
Wigan	0	0%
Kirklees	0	0%
Wolverhampton	0	0%
Leeds	0	0%
Barnsley	0	0%
Leicester	0	0%
Derry	0	0%
Liverpool	0	0%
Loughborough	0	0%
London	0	0%
Newport	0	0%
Manchester	0	0%
Peterborough	0	0%
Durham	0	0%
York	0	0%
Newcastle-upon-Tyne	0	0%
Aberdeen	0	0%
Norwich	0	0%

Total respondents: 196
Skipped question: 0



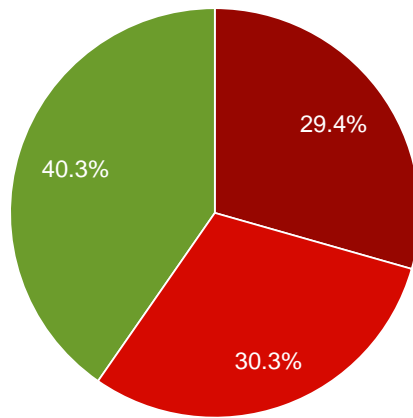
3. What is your current role?



- 30% - Engineering
- 17% - General management
- 13% - Other, please specify
- 11% - Founder / CEO
- 11% - Sales
- 9% - Marketing
- 6% - Product
- 4% - Operations (including finance)

n=47

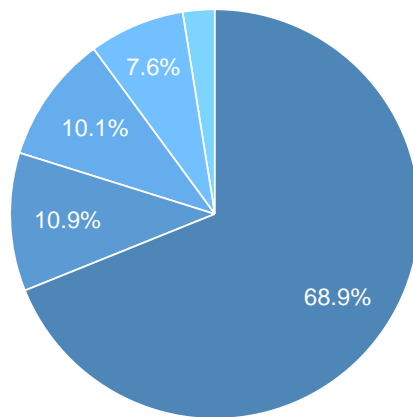
4. When was your company founded?



- 29% - Less than two years ago
- 30% - 2 – 4 years ago
- 40% - Five or more years ago

n=119

5. How many employees does your company have?



- 69% - 1 - 10
- 11% - 11 - 20
- 10% - 21 - 50
- 8% - Over 100
- 3% - 51 - 100

n=119

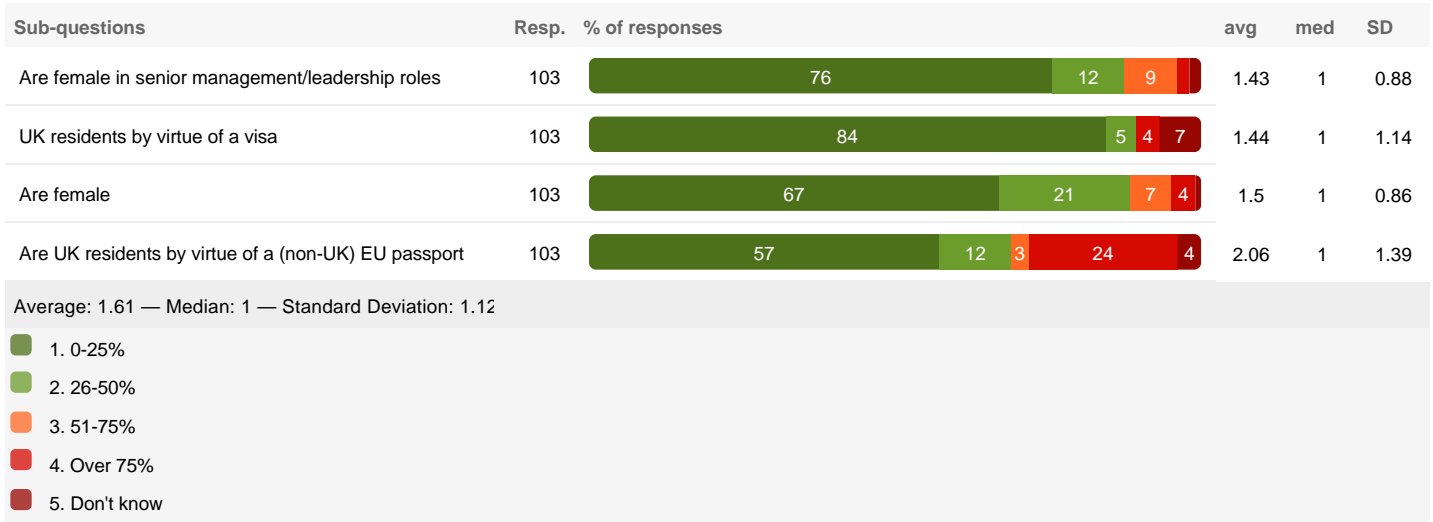
6. How much of a challenge are the following to your company?

Sub-questions	Resp.	% of responses					avg	med	SD
Lack of supply of highly skilled workers	104	18	13	26	22	20	3.12	3	1.37
Limited opportunities to access finance	104	17	18	24	23	17	3.05	3	1.34
Low levels of awareness of a local digital industry	104	26	17	24	24	9	2.72	3	1.31
Poor digital infrastructure e.g. broadband	104	26	23	19	24	8	2.64	3	1.3
Lack of formal advice and mentoring (e.g. business, legal, accounting)	104	24	29	23	17	7	2.54	2	1.22
Poor transport infrastructure (e.g. roads, rail and air)	104	29	23	23	16	9	2.53	2	1.29
Retention of skilled workers	104	30	28	17	21	4	2.41	2	1.22
Regulation (e.g. data protection, employment law)	104	30	29	25	12	5	2.33	2	1.16
Limited supply of appropriate property on competitive terms	104	38	24	13	22	3	2.27	2	1.26
Average: 2.62 — Median: 3 — Standard Deviation: 1.31									
<ul style="list-style-type: none"> ■ 1. Not a challenge ■ 2. ■ 3. ■ 4. ■ 5. A major challenge 									

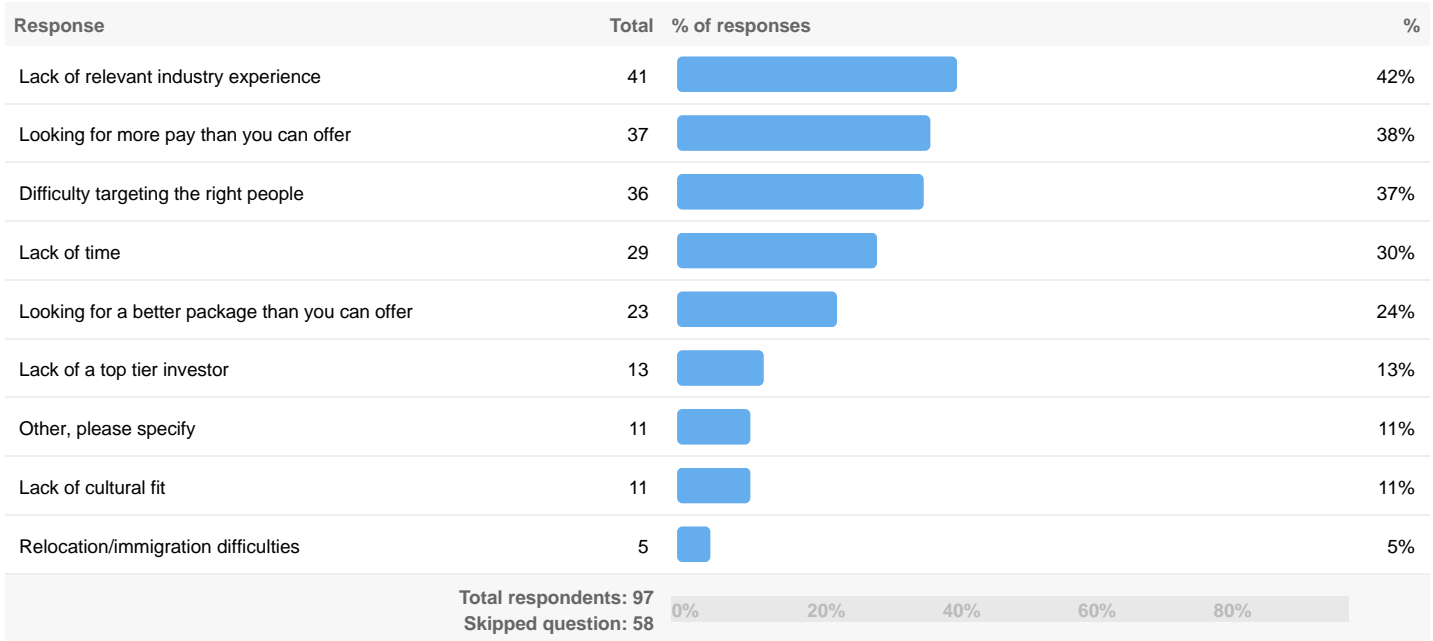
7. To what extent are the following challenges for tech companies in your area?

Sub-questions	Resp.	% of responses					avg	med	SD
Lack of supply of highly skilled workers	58	5	12	21	33	29	3.69	4	1.16
Retention of skilled workers	58	9	10	26	36	19	3.47	4	1.16
Low levels of awareness of a local digital industry	58	5	16	29	36	14	3.38	3	1.06
Limited opportunities to access finance	58	7	16	33	28	17	3.33	3	1.14
Poor transport infrastructure (e.g. roads, rail and air)	58	9	19	29	22	21	3.28	3	1.23
Lack of formal advice and mentoring (e.g. business, legal, accounting)	58	14	19	38	26	3	2.86	3	1.06
Poor digital infrastructure e.g. broadband	58	17	31	26	7	19	2.79	3	1.34
Limited supply of appropriate property on competitive terms	58	22	17	40	10	10	2.69	3	1.22
Regulation (e.g. data protection, employment law)	58	26	21	29	17	7	2.59	3	1.23
Average: 3.12 — Median: 3 — Standard Deviation: 1.24									
<ul style="list-style-type: none"> ■ 1. Not a challenge ■ 2. ■ 3. ■ 4. ■ 5. A major challenge 									

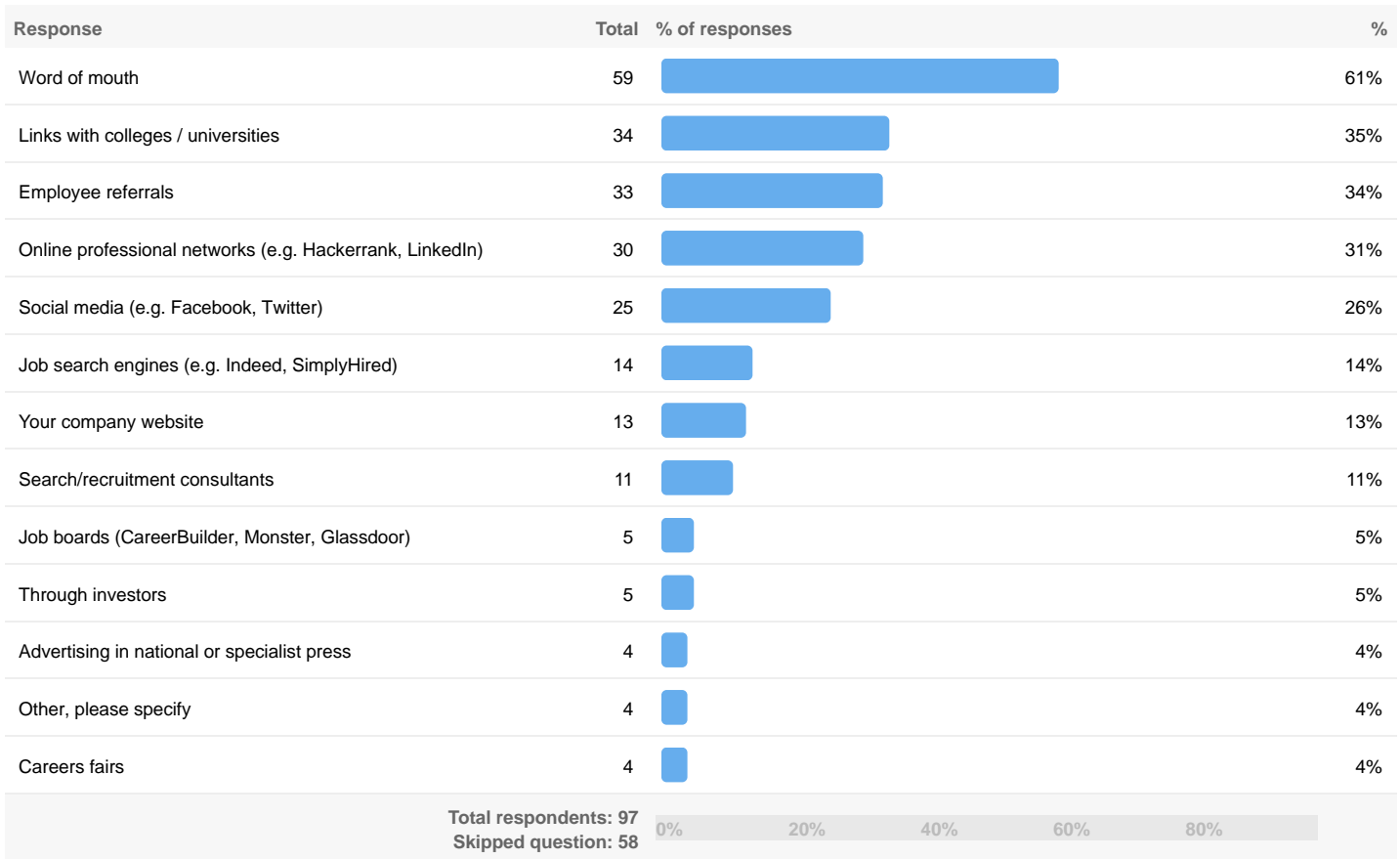
8. Approximately what percentage of the employees in your company



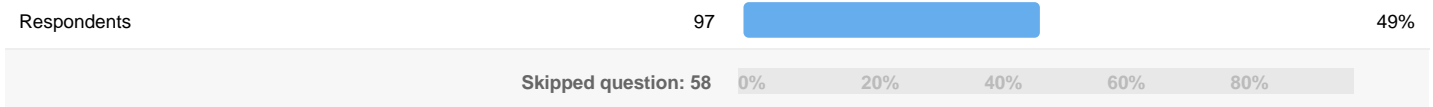
9. When recruiting talent what are the primary challenges you face?



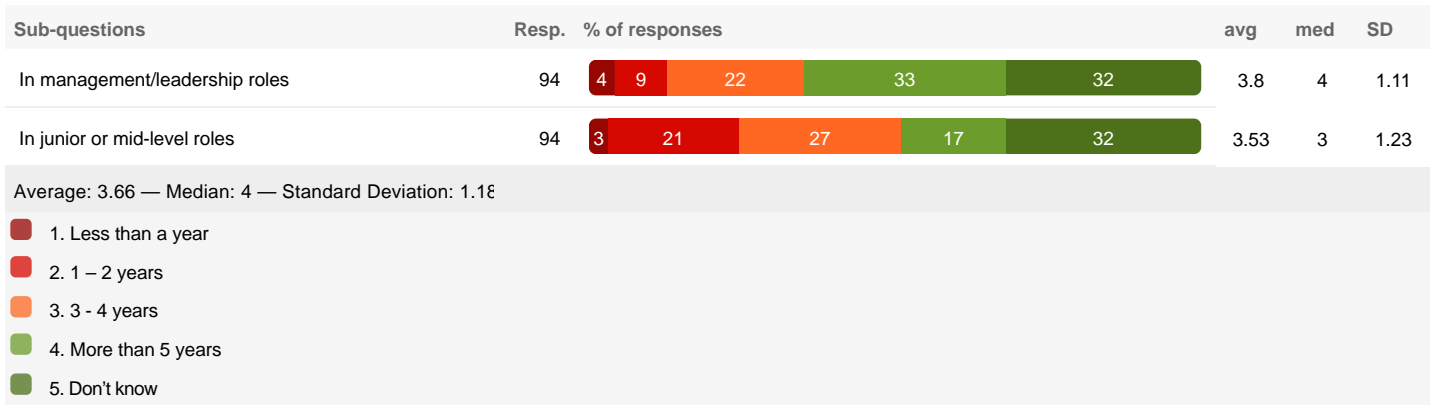
10. Which are the most effective methods for attracting talent to your organisation?



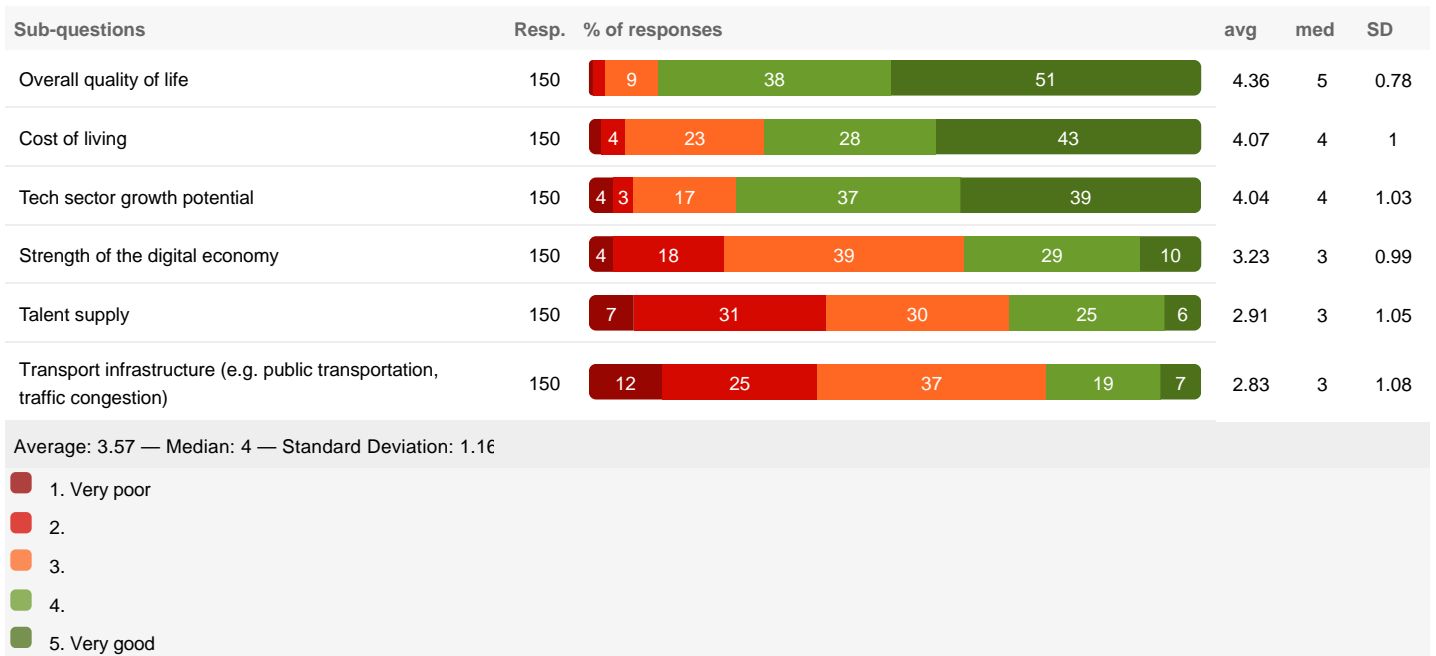
11. Do you offer any specific perks to motivate and retain employees (e.g. day off on birthday, free beer on Friday, a ping pong table, annual staff trip abroad)?



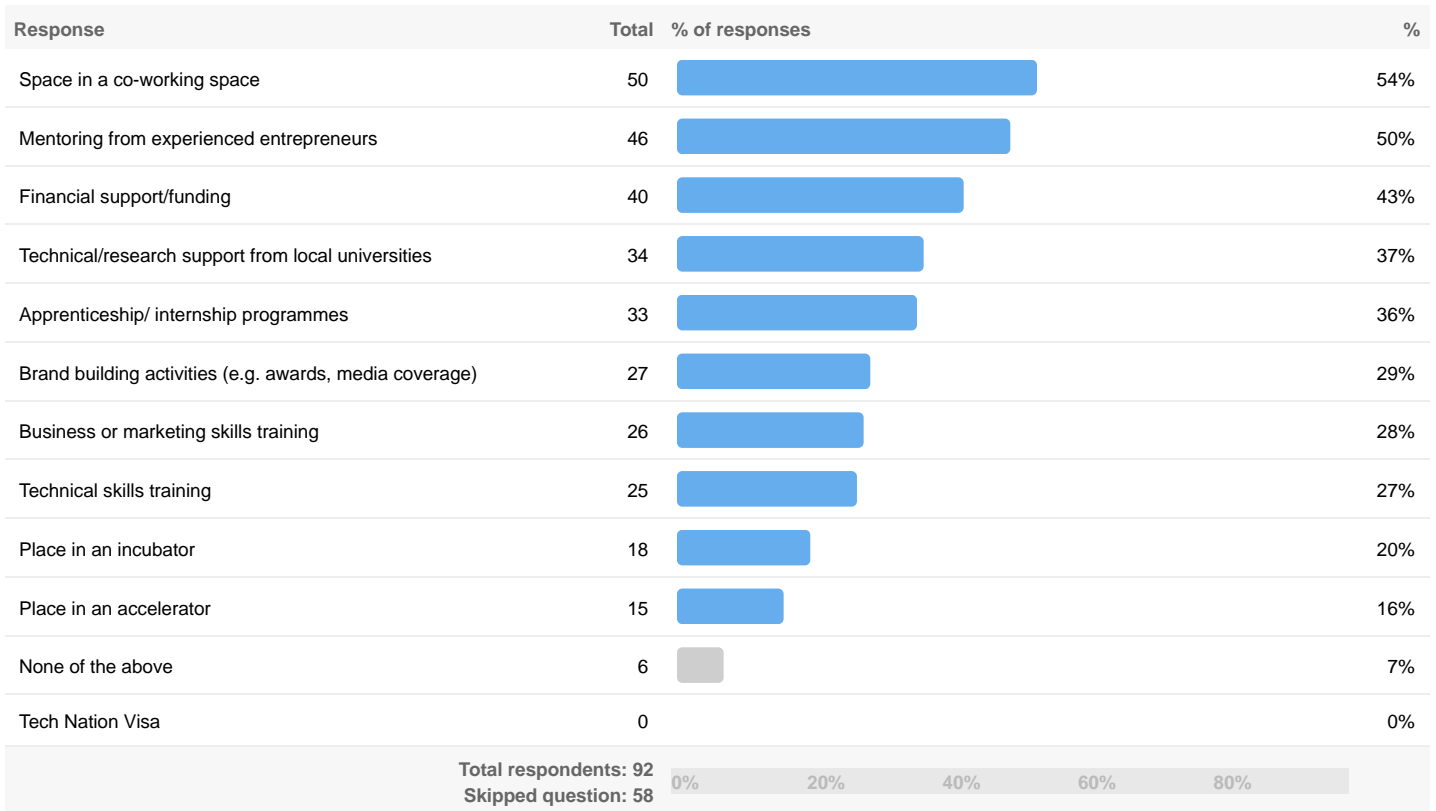
12. How long do staff tend to stay with your company?



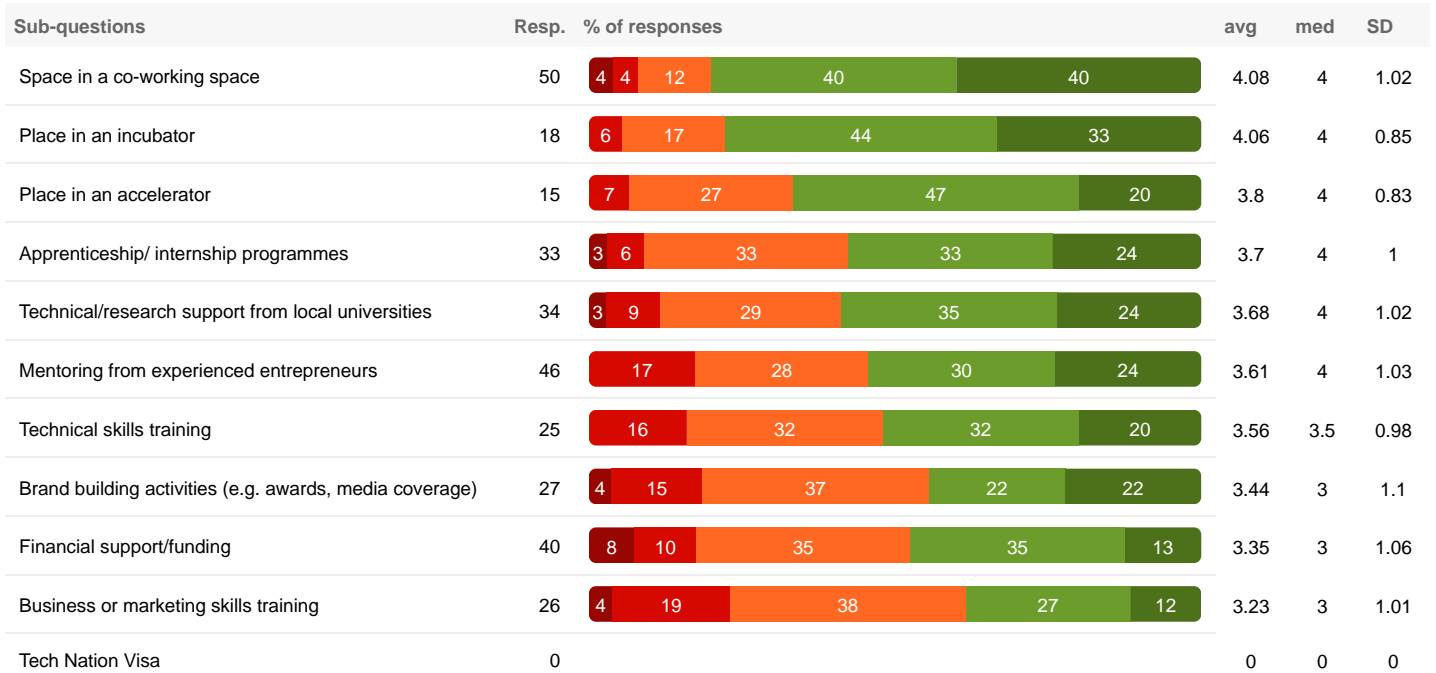
13. How would you rate your local area on the following?




14. Has your company ever taken advantage of any of the following support locally?



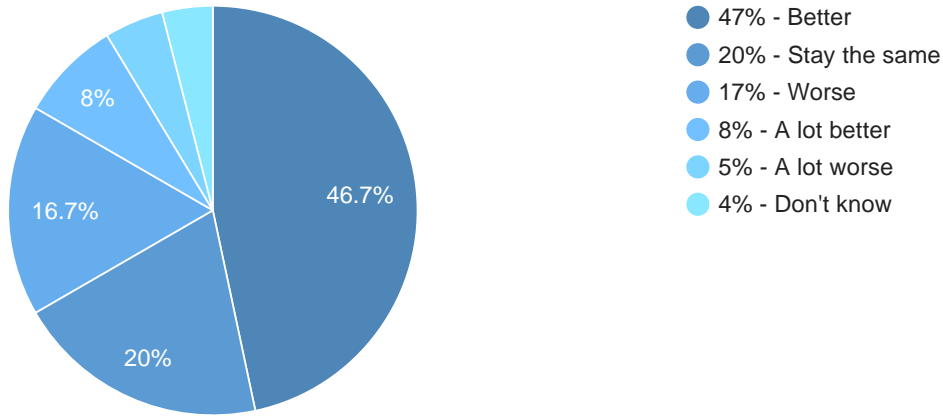
15. How useful have you found the following local support?



Average: 3.65 — Median: 4 — Standard Deviation: 1.05

-  1. Very bad
-  2.
-  3.
-  4.
-  5. Very good

16. Over the next twelve months do you think the business environment for UK tech businesses will get better, get worse, or stay the same?



n=150

17. As a result of Brexit, to what extent do you agree or disagree with the following?

Sub-questions	Resp.	% of responses	avg	med	SD
We expect to grow our operations in the UK	92	3 11 42 26 17	3.43	3	1
We will find it harder to attract talent	92	14 20 27 28 11	3.02	3	1.22
We will find it hard to retain talent	92	22 16 41 15 5	2.66	3	1.14
We anticipate improved access to non-EU talent (India, US ...)	92	25 26 39 9	2.35	2	0.98
We anticipate improved access to new markets	92	26 28 34 11	2.33	2	1.01
We are likely to move at least some of our operations out of the UK	92	46 16 17 14 7	2.2	2	1.32

Average: 2.66 — Median: 3 — Standard Deviation: 1.20

- 1. Disagree strongly
- 2.
- 3.
- 4.
- 5. Agree strongly

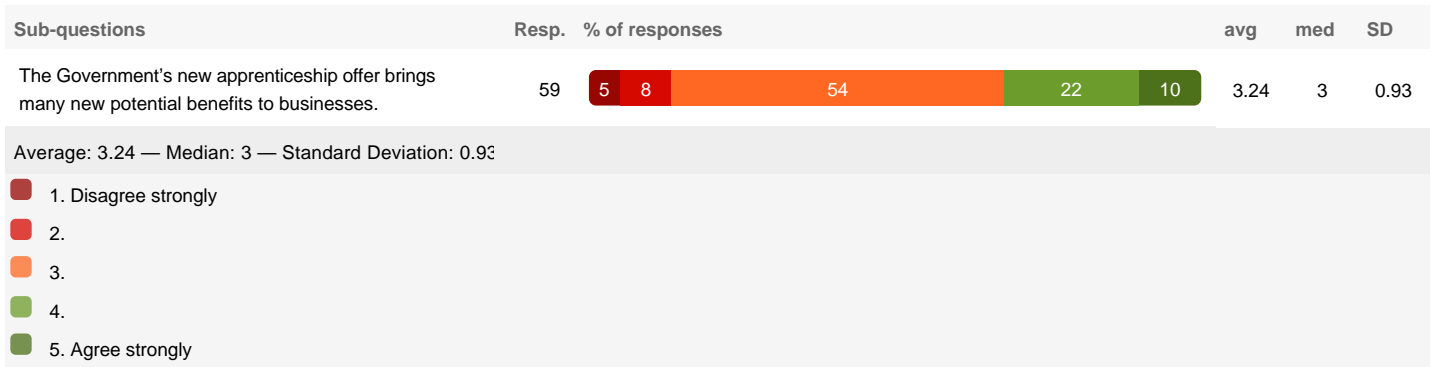
18. To what extent do you agree or disagree with the following statements?

Sub-questions	Resp.	% of responses	avg	med	SD
Apprenticeships are an effective way for tech businesses to find new, tailor-made talent	85	6 7 26 40 21	3.64	4	1.07
I'm familiar with the changes being made by Government to the apprenticeship offer.	85	26 29 19 16 9	2.54	2	1.29

Average: 3.09 — Median: 3 — Standard Deviation: 1.31

- 1. Disagree strongly
- 2.
- 3.
- 4.
- 5. Agree strongly

19. To what extent do you agree or disagree with the following statements?



20. Does your organisation currently offer apprenticeships?

