

# Tech Nation 2017

Status:	Closed
Start date:	2016-11-16
End date:	2016-12-06
Live:	21 days
Questions:	22
Partial completes:	15 (22.1%)
Screened out:	0 (0%)
Reached end:	53 (77.9%)
Total responded:	68

## Filter

### Responded

2. Nottingham

Remaining respondents: **68 (100%)**

**TECH  
NATION  
2017**

From  
**TECH  
CITY**



Welcome to Tech Nation 2017!

Tech Nation is the most comprehensive guide to the UK's digital tech ecosystem.

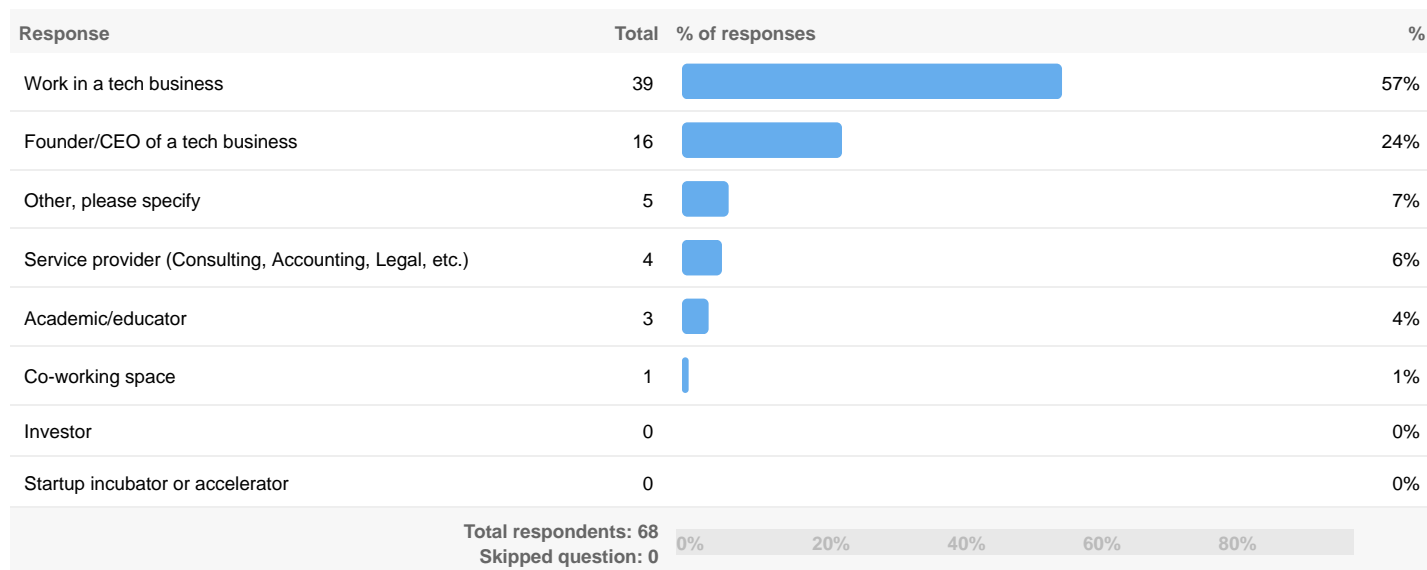
We know that ecosystems are driven by people like you and you are what make companies and communities thrive. This is why we want to hear directly from you. Specifically about your ecosystem; what's great, what's not so great, how could it be improved?

Whether you're part of a tech company or the local ecosystem (eg. accelerator, co-working space, university), we'd love to represent your views in Tech Nation 2017!

- One survey
- 10-20 questions (depending on your answers)
- 7 minutes (we've tested it)

[Click here to start and be part of Tech Nation.](#)

### 1. What is your role in the tech community?




**2. Where is your company/organisation headquartered?**

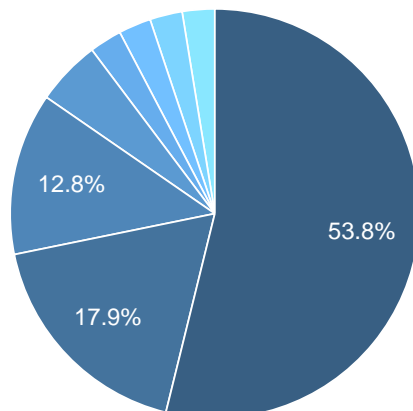
Response	Total	% of responses	%
Nottingham	68		100%
Plymouth	0		0%
Wirral	0		0%
Southampton	0		0%
Birmingham	0		0%
Middlesbrough	0		0%
Bolton	0		0%
Sefton	0		0%
Bournemouth & Poole	0		0%
Swansea	0		0%
Bradford	0		0%
Colchester	0		0%
Brighton	0		0%
Belfast	0		0%
Warrington	0		0%
Bristol & Bath	0		0%
Redruth	0		0%
Camborne	0		0%
South Gloucestershire	0		0%
Cambridge	0		0%
Stoke-on-Trent	0		0%
Cardiff	0		0%
Wakefield	0		0%
Coventry	0		0%
Worcester & Malvern	0		0%
Derby	0		0%
Lincoln	0		0%
Doncaster	0		0%
Oldham	0		0%
Dudley	0		0%
Other, please specify	0		0%
Dundee	0		0%
Oxford	0		0%
East Riding	0		0%
Reading & Bracknell	0		0%
Edinburgh	0		0%
Rotherham	0		0%
Exeter & Newton Abbot	0		0%
Sheffield	0		0%
Fife	0		0%

South Lanarkshire	0	0%
Glasgow	0	0%
Stockport	0	0%
Hull	0	0%
Sunderland	0	0%
Ipswich	0	0%
Truro	0	0%
Kingston-upon-Hull	0	0%
Wigan	0	0%
Kirklees	0	0%
Wolverhampton	0	0%
Leeds	0	0%
Barnsley	0	0%
Leicester	0	0%
Derry	0	0%
Liverpool	0	0%
Loughborough	0	0%
London	0	0%
Newport	0	0%
Manchester	0	0%
Peterborough	0	0%
Durham	0	0%
York	0	0%
Newcastle-upon-Tyne	0	0%
Aberdeen	0	0%
Norwich	0	0%

Total respondents: 68  
Skipped question: 0



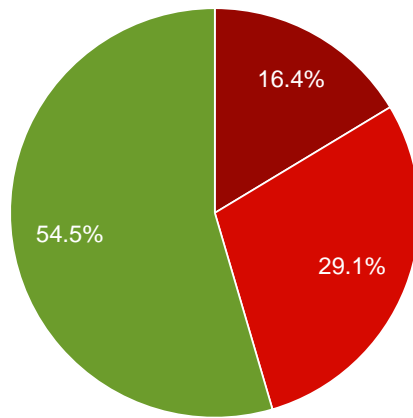
### 3. What is your current role?



- 54% - Engineering
- 18% - Other, please specify
- 13% - Product
- 5% - General management
- 3% - Founder / CEO
- 3% - Sales
- 3% - Marketing
- 3% - Operations (including finance)

n=39

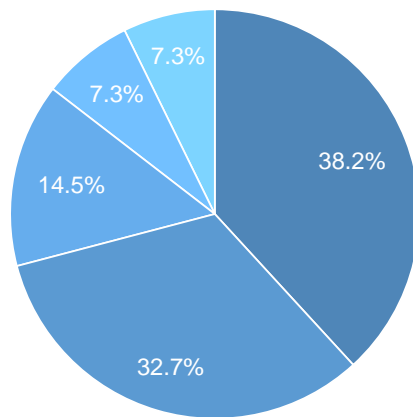
#### 4. When was your company founded?



- 16% - Less than two years ago
- 29% - 2 – 4 years ago
- 55% - Five or more years ago

n=55

#### 5. How many employees does your company have?



- 38% - 1 - 10
- 33% - Over 100
- 15% - 51 - 100
- 7% - 11 - 20
- 7% - 21 - 50

n=55

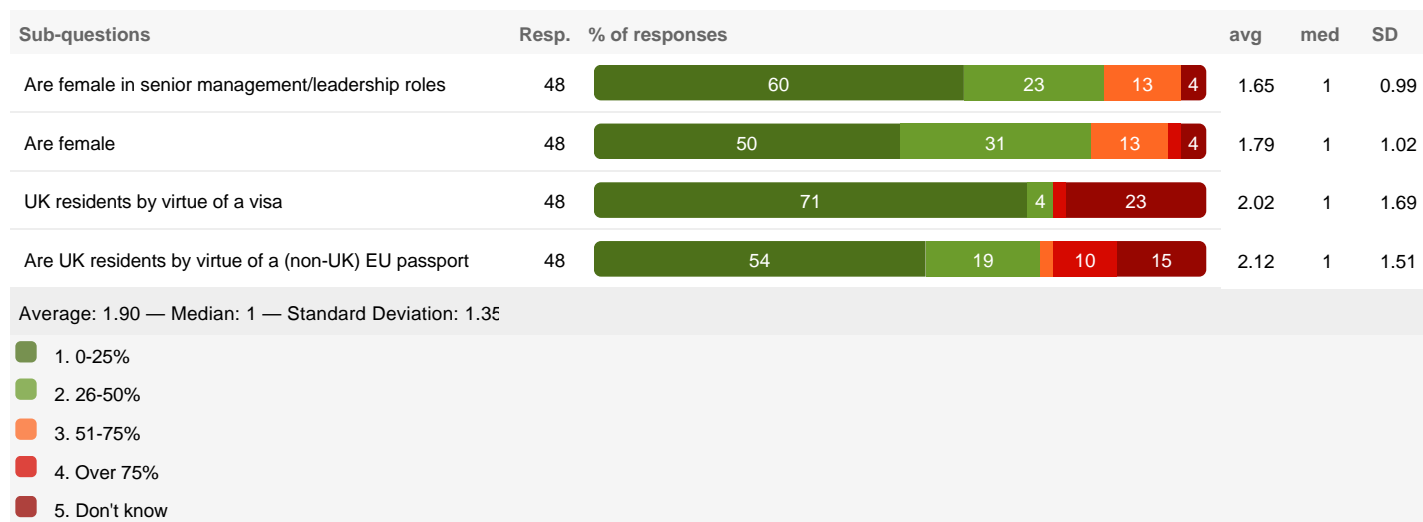
## 6. How much of a challenge are the following to your company?

Sub-questions	Resp.	% of responses	avg	med	SD
Lack of supply of highly skilled workers	48		3.33	4	1.4
Regulation (e.g. data protection, employment law)	48		2.69	3	1.23
Low levels of awareness of a local digital industry	48		2.69	3	1.18
Retention of skilled workers	48		2.54	2	1.17
Limited supply of appropriate property on competitive terms	48		2.17	2	1.2
Lack of formal advice and mentoring (e.g. business, legal, accounting)	48		2.12	2	1.13
Poor digital infrastructure e.g. broadband	48		2	2	1.12
Limited opportunities to access finance	48		2	2	1.12
Poor transport infrastructure (e.g. roads, rail and air)	48		1.9	2	1.07
Average: 2.38 — Median: 2 — Standard Deviation: 1.26					

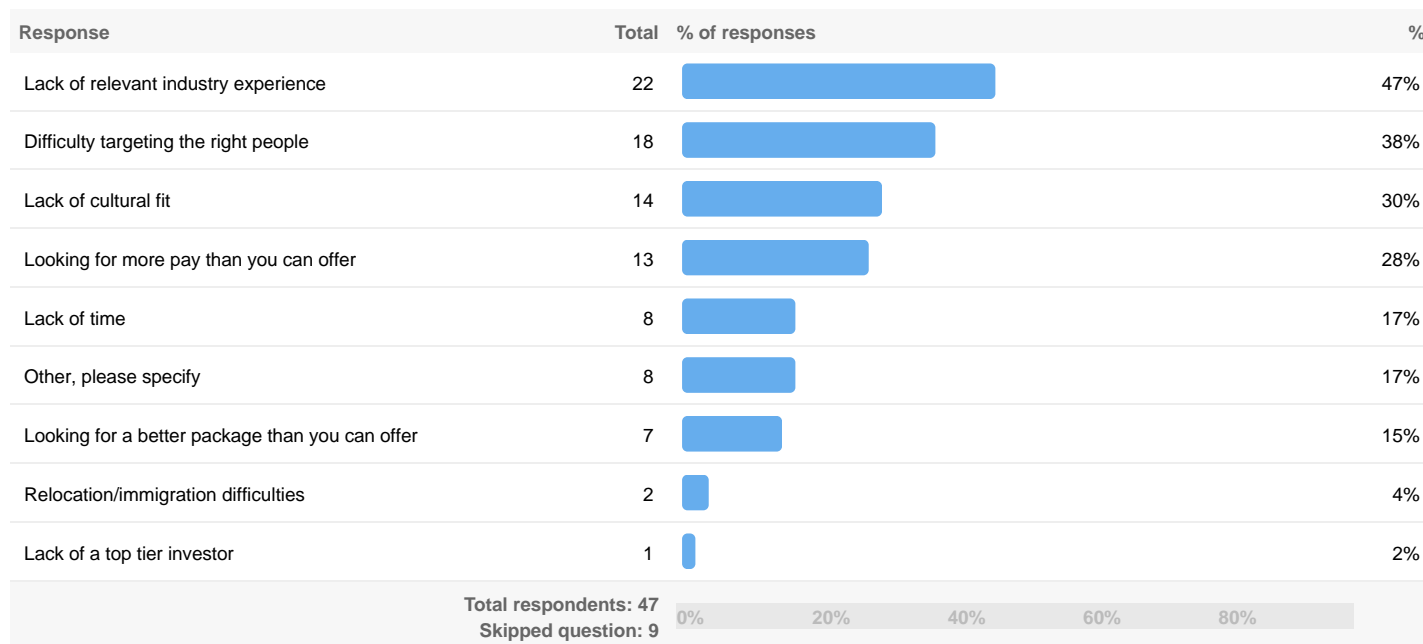
## 7. To what extent are the following challenges for tech companies in your area?

Sub-questions	Resp.	% of responses	avg	med	SD
Limited opportunities to access finance	9		3.33	3	0.94
Lack of supply of highly skilled workers	9		3.11	3	0.87
Lack of formal advice and mentoring (e.g. business, legal, accounting)	9		2.89	3	0.74
Limited supply of appropriate property on competitive terms	9		2.67	2.5	0.67
Retention of skilled workers	9		2.56	2	1.17
Low levels of awareness of a local digital industry	9		2.44	2	0.96
Regulation (e.g. data protection, employment law)	9		2.33	2	0.67
Poor digital infrastructure e.g. broadband	9		2.33	2.5	1.05
Poor transport infrastructure (e.g. roads, rail and air)	9		2.11	1.5	1.29
Average: 2.64 — Median: 3 — Standard Deviation: 1.02					

## 8. Approximately what percentage of the employees in your company ....



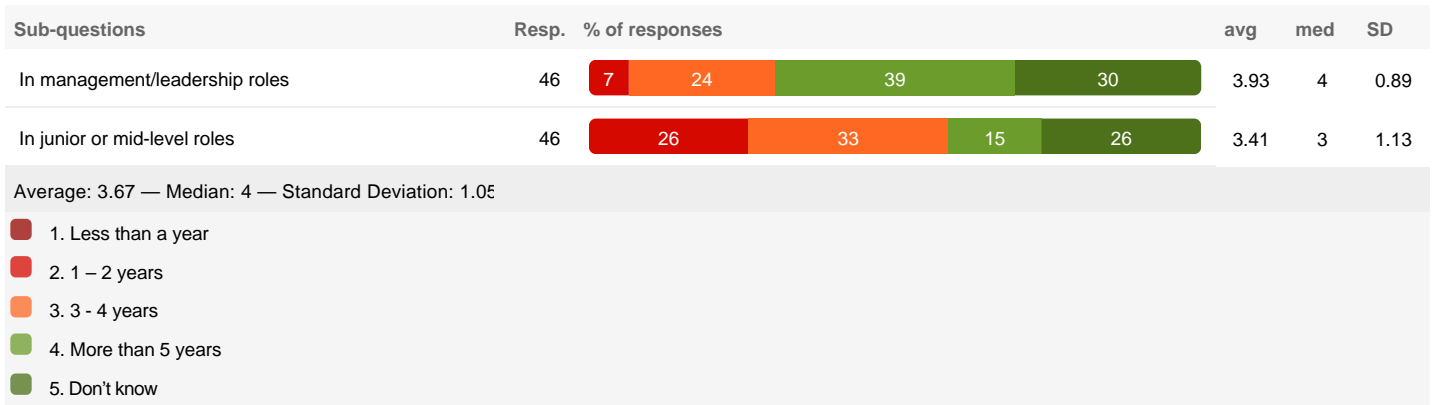
## 9. When recruiting talent what are the primary challenges you face?



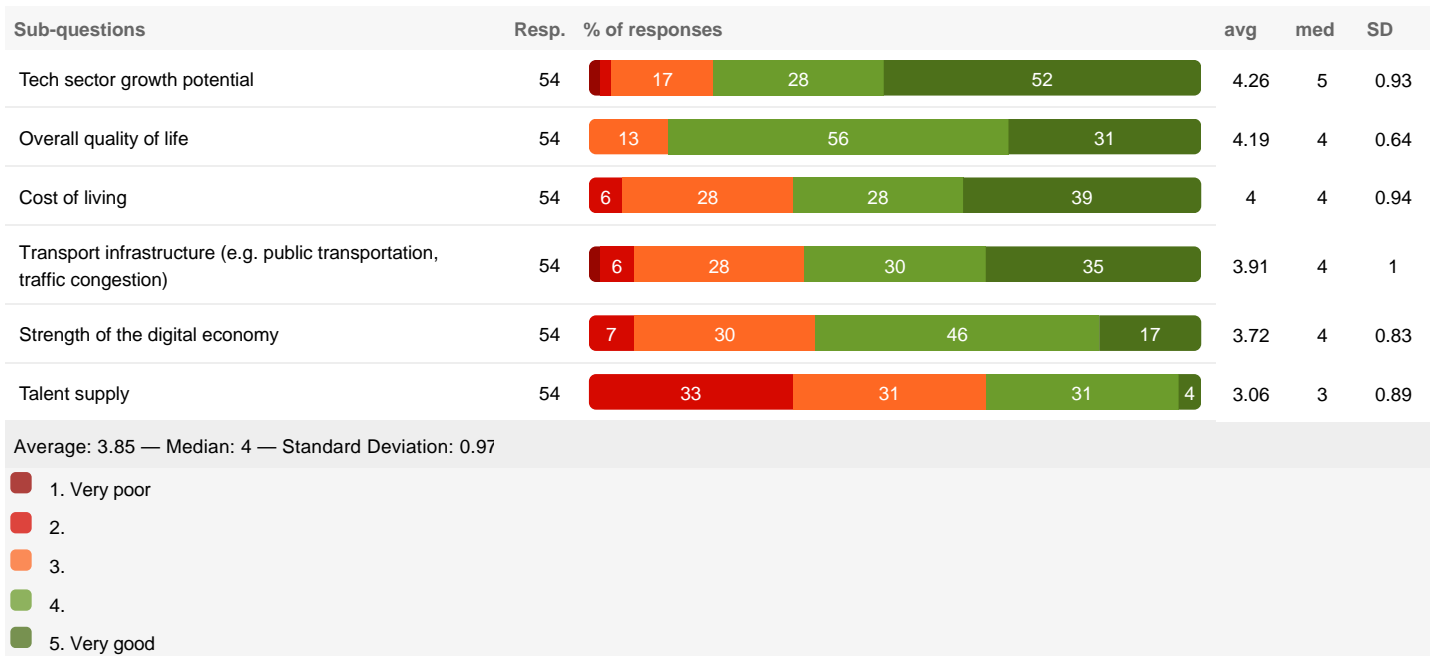




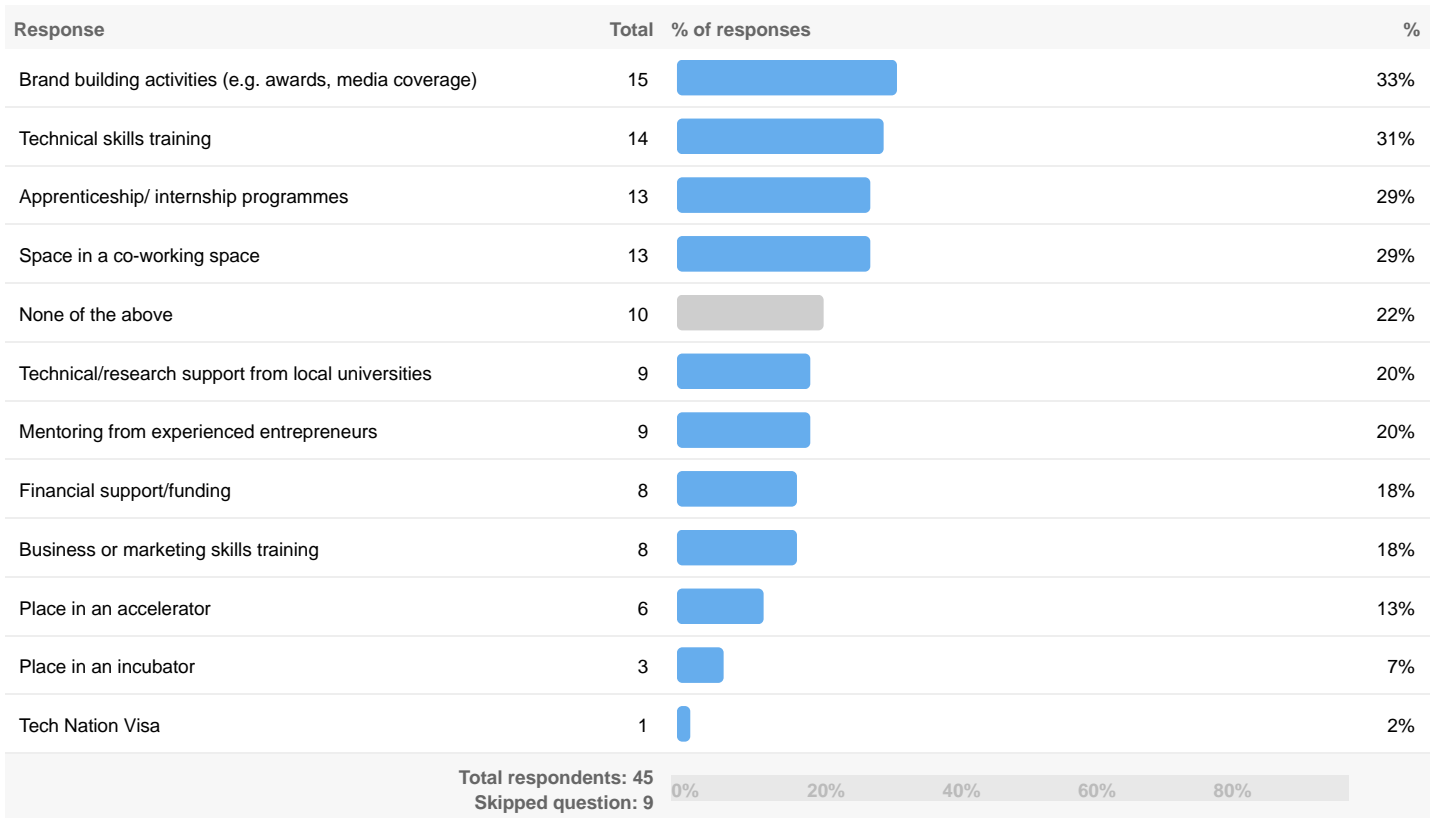
## 12. How long do staff tend to stay with your company?



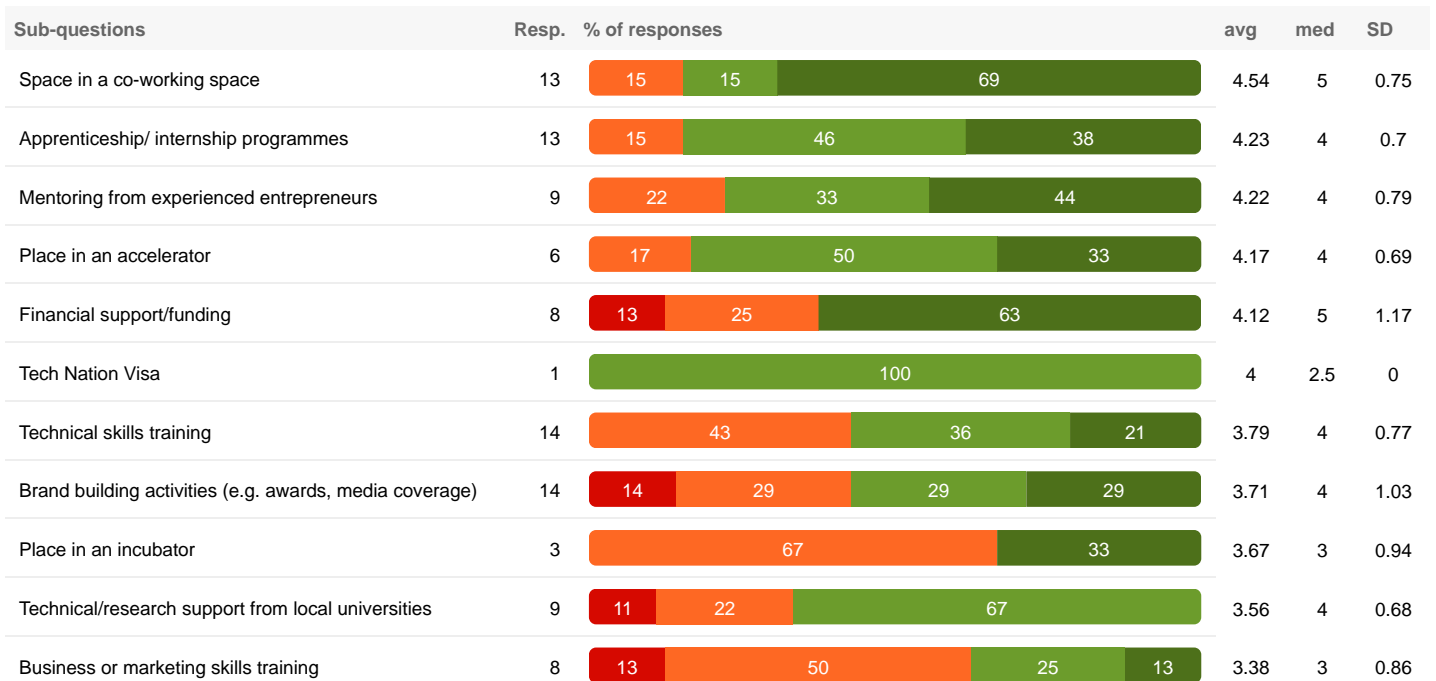
## 13. How would you rate your local area on the following?








## 14. Has your company ever taken advantage of any of the following support locally?



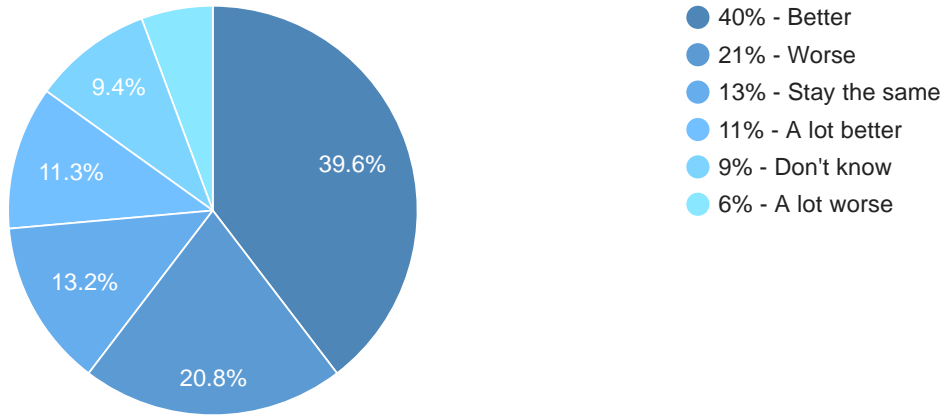
## 15. How useful have you found the following local support?



Average: 3.97 — Median: 4 — Standard Deviation: 0.91

-  1. Very bad
-  2.
-  3.
-  4.
-  5. Very good

**16. Over the next twelve months do you think the business environment for UK tech businesses will get better, get worse, or stay the same?**



n=53

**17. As a result of Brexit, to what extent do you agree or disagree with the following?**

Sub-questions	Resp.	% of responses	avg	med	SD
We will find it harder to attract talent	44	5, 16, 34, 25, 20	3.41	3	1.11
We expect to grow our operations in the UK	44	9, 16, 43, 18, 14	3.11	3	1.11
We will find it hard to retain talent	44	9, 23, 32, 27, 9	3.05	3	1.11
We are likely to move at least some of our operations out of the UK	44	36, 16, 25, 16, 7	2.41	2	1.3
We anticipate improved access to new markets	44	23, 27, 43, 5	2.39	2	1
We anticipate improved access to non-EU talent (India, US ...)	44	32, 25, 39, 5	2.16	2	0.93

Average: 2.75 — Median: 3 — Standard Deviation: 1.11

- 1. Disagree strongly
- 2.
- 3.
- 4.
- 5. Agree strongly

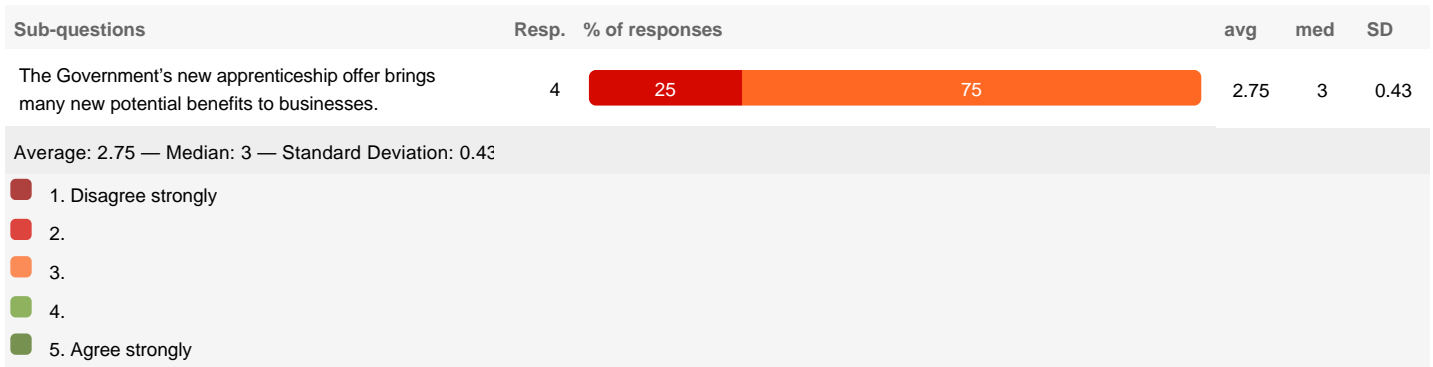
**18. To what extent do you agree or disagree with the following statements?**

Sub-questions	Resp.	% of responses	avg	med	SD
Apprenticeships are an effective way for tech businesses to find new, tailor-made talent	11	27, 9, 36, 27	2.64	3	1.15
I'm familiar with the changes being made by Government to the apprenticeship offer.	11	45, 27, 18, 9	1.91	1.5	1

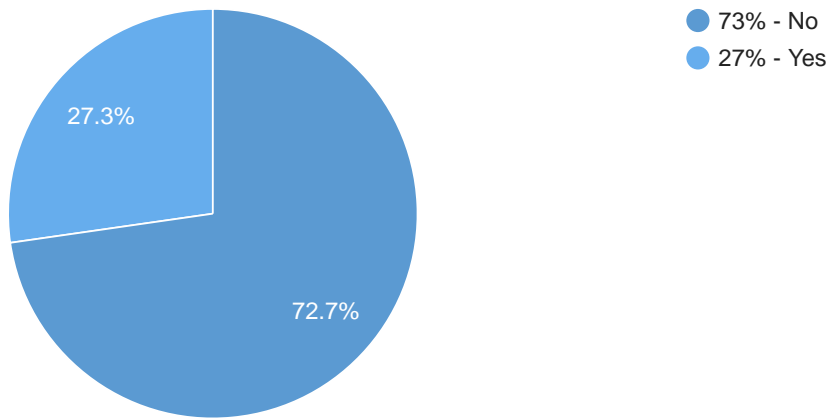
Average: 2.27 — Median: 2 — Standard Deviation: 1.14

- 1. Disagree strongly
- 2.
- 3.
- 4.
- 5. Agree strongly

**19. To what extent do you agree or disagree with the following statements?**



**20. Does your organisation currently offer apprenticeships?**



n=11

**21. We appreciate you helping us with this survey. If you would like to receive the Tech Nation 2017 Report, please enter your email address below before submitting your survey, otherwise type 'REF'.**

