

# Tech Nation 2017

Status:	Closed
Start date:	2016-11-16
End date:	2016-12-06
Live:	21 days
Questions:	22
Partial completes:	29 (21.2%)
Screened out:	0 (0%)
Reached end:	108 (78.8%)
Total responded:	137

## Filter

### Responded

#### 2. Reading

Remaining respondents: **137 (100%)**

**TECH  
NATION  
2017**

From  
**TECH  
CITY**



Welcome to Tech Nation 2017!

Tech Nation is the most comprehensive guide to the UK's digital tech ecosystem.

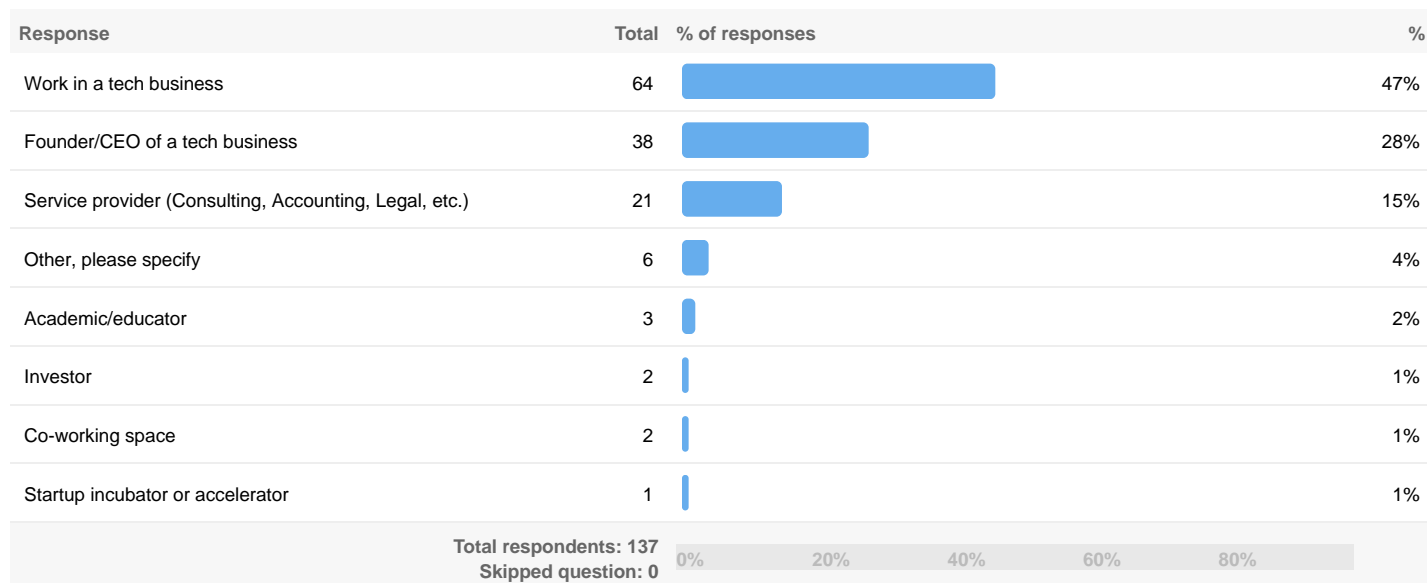
We know that ecosystems are driven by people like you and you are what make companies and communities thrive. This is why we want to hear directly from you. Specifically about your ecosystem; what's great, what's not so great, how could it be improved?

Whether you're part of a tech company or the local ecosystem (eg. accelerator, co-working space, university), we'd love to represent your views in Tech Nation 2017!

- One survey
- 10-20 questions (depending on your answers)
- 7 minutes (we've tested it)

[Click here to start and be part of Tech Nation.](#)

### 1. What is your role in the tech community?




**2. Where is your company/organisation headquartered?**

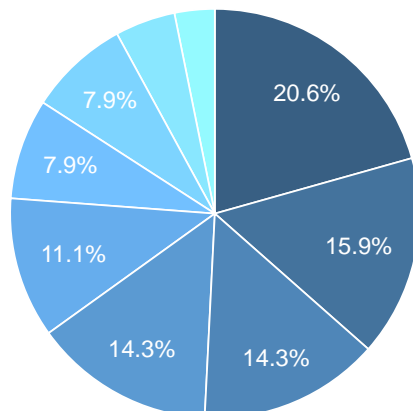
Response	Total	% of responses	%
Reading	137		100%
Other, please specify	0		0%
Wakefield	0		0%
South Gloucestershire	0		0%
Birmingham	0		0%
Lincoln	0		0%
Bolton	0		0%
Redruth	0		0%
Bournemouth & Poole	0		0%
Stoke-on-Trent	0		0%
Bradford	0		0%
Worcester & Malvern	0		0%
Brighton	0		0%
Oldham	0		0%
Bristol & Bath	0		0%
Oxford	0		0%
Camborne	0		0%
Sefton	0		0%
Cambridge	0		0%
Southampton	0		0%
Cardiff	0		0%
Swansea	0		0%
Coventry	0		0%
Wirral	0		0%
Derby	0		0%
Colchester	0		0%
Doncaster	0		0%
Middlesbrough	0		0%
Dudley	0		0%
Warrington	0		0%
Dundee	0		0%
Nottingham	0		0%
East Riding	0		0%
Belfast	0		0%
Plymouth	0		0%
Edinburgh	0		0%
Rotherham	0		0%
Exeter & Newton Abbot	0		0%
Sheffield	0		0%
Fife	0		0%

South Lanarkshire	0	0%
Glasgow	0	0%
Stockport	0	0%
Hull	0	0%
Sunderland	0	0%
Ipswich	0	0%
Truro	0	0%
Kingston-upon-Hull	0	0%
Wigan	0	0%
Kirklees	0	0%
Wolverhampton	0	0%
Leeds	0	0%
Barnsley	0	0%
Leicester	0	0%
Derry	0	0%
Liverpool	0	0%
Loughborough	0	0%
London	0	0%
Newport	0	0%
Manchester	0	0%
Peterborough	0	0%
Durham	0	0%
York	0	0%
Newcastle-upon-Tyne	0	0%
Aberdeen	0	0%
Norwich	0	0%

Total respondents: 137  
Skipped question: 0



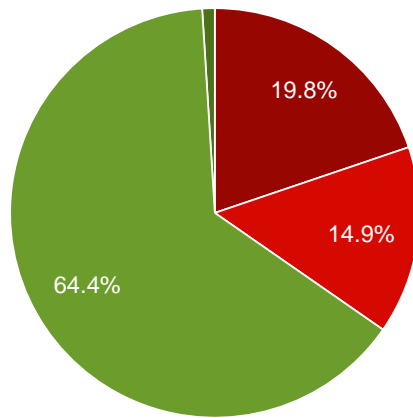
### 3. What is your current role?



- 21% - Engineering
- 16% - Sales
- 14% - Marketing
- 14% - Other, please specify
- 11% - Founder / CEO
- 8% - General management
- 8% - People/HR
- 5% - Product
- 3% - Operations (including finance)

n=63

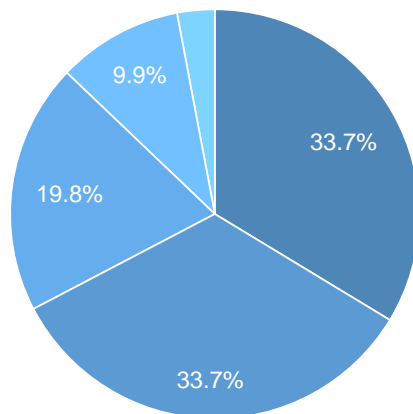
#### 4. When was your company founded?



- 20% - Less than two years ago
- 15% - 2 – 4 years ago
- 64% - Five or more years ago
- 1% - Don't know

n=101

#### 5. How many employees does your company have?



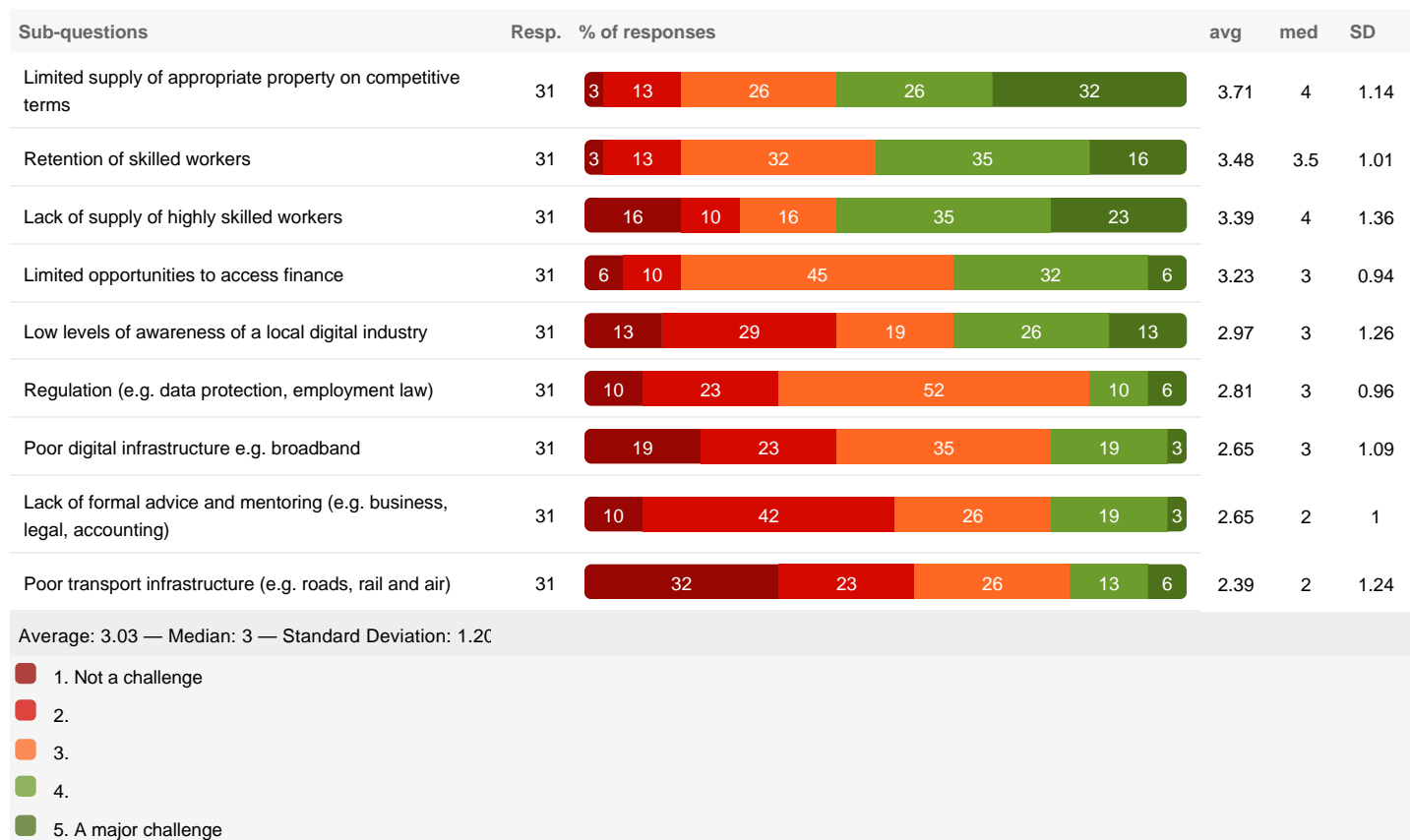
- 34% - 1 - 10
- 34% - Over 100
- 20% - 51 - 100
- 10% - 11 - 20
- 3% - 21 - 50

n=101

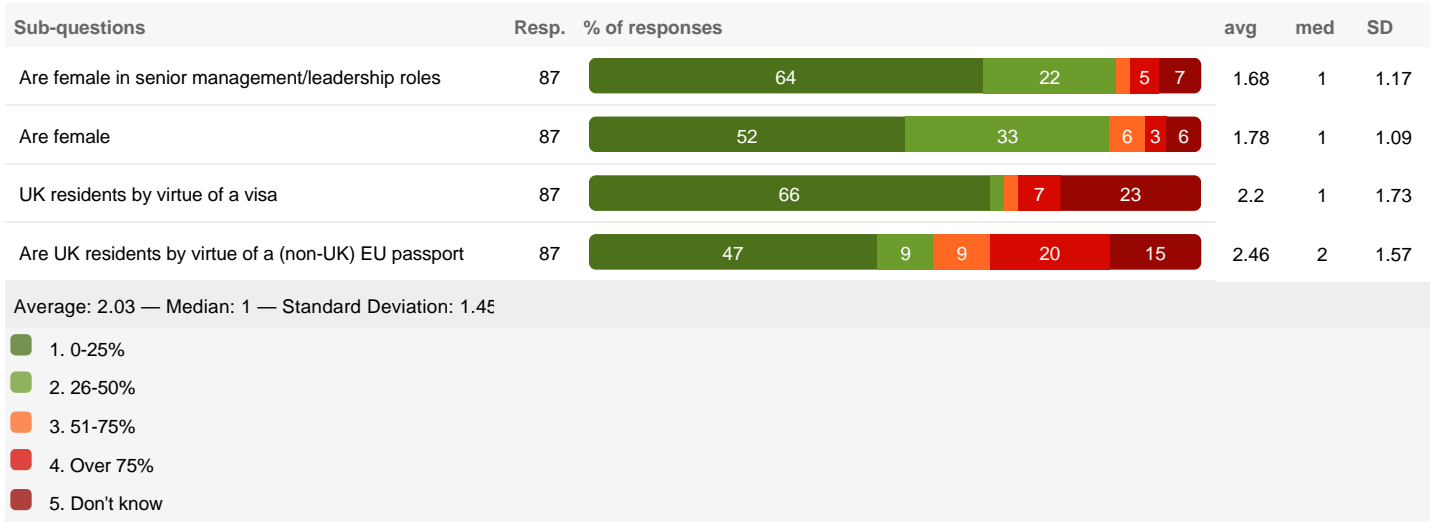
## 6. How much of a challenge are the following to your company?



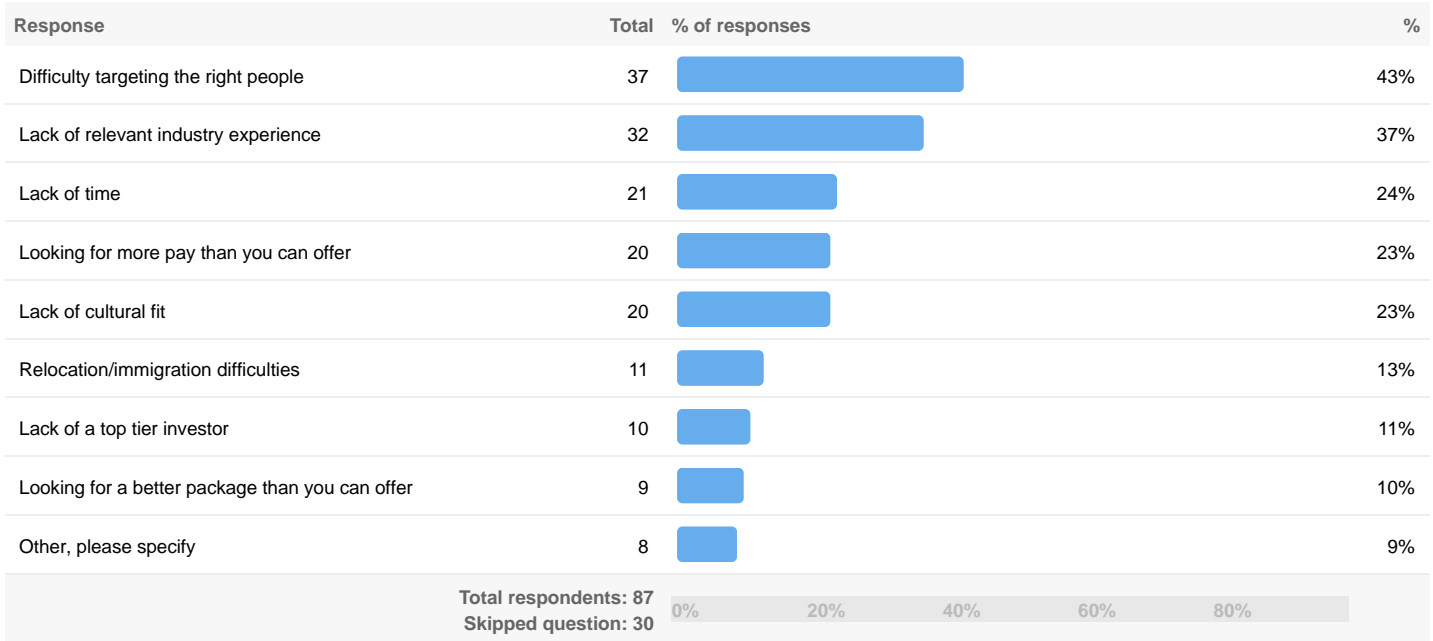
## 7. To what extent are the following challenges for tech companies in your area?



### 8. Approximately what percentage of the employees in your company ....



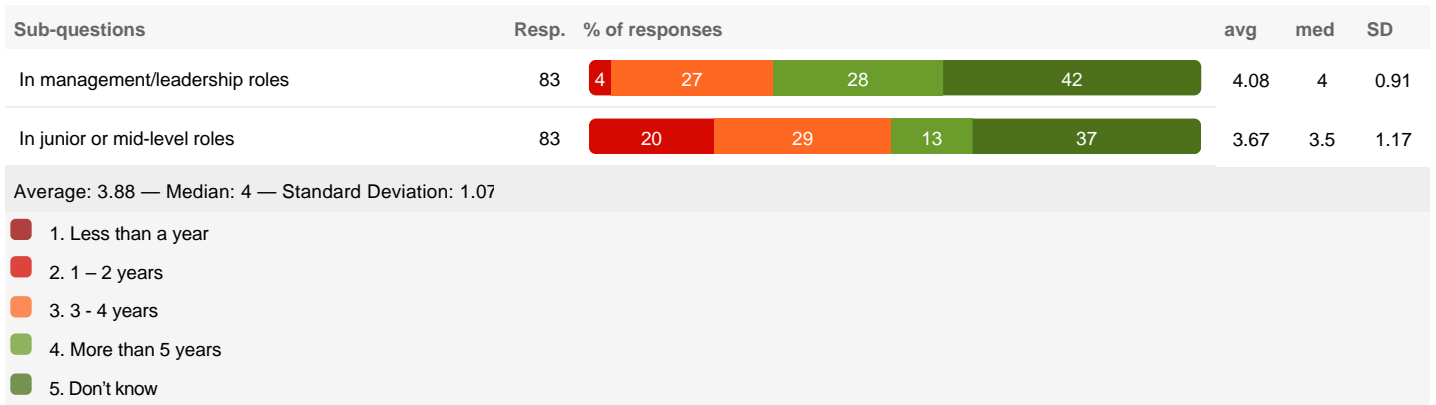
### 9. When recruiting talent what are the primary challenges you face?



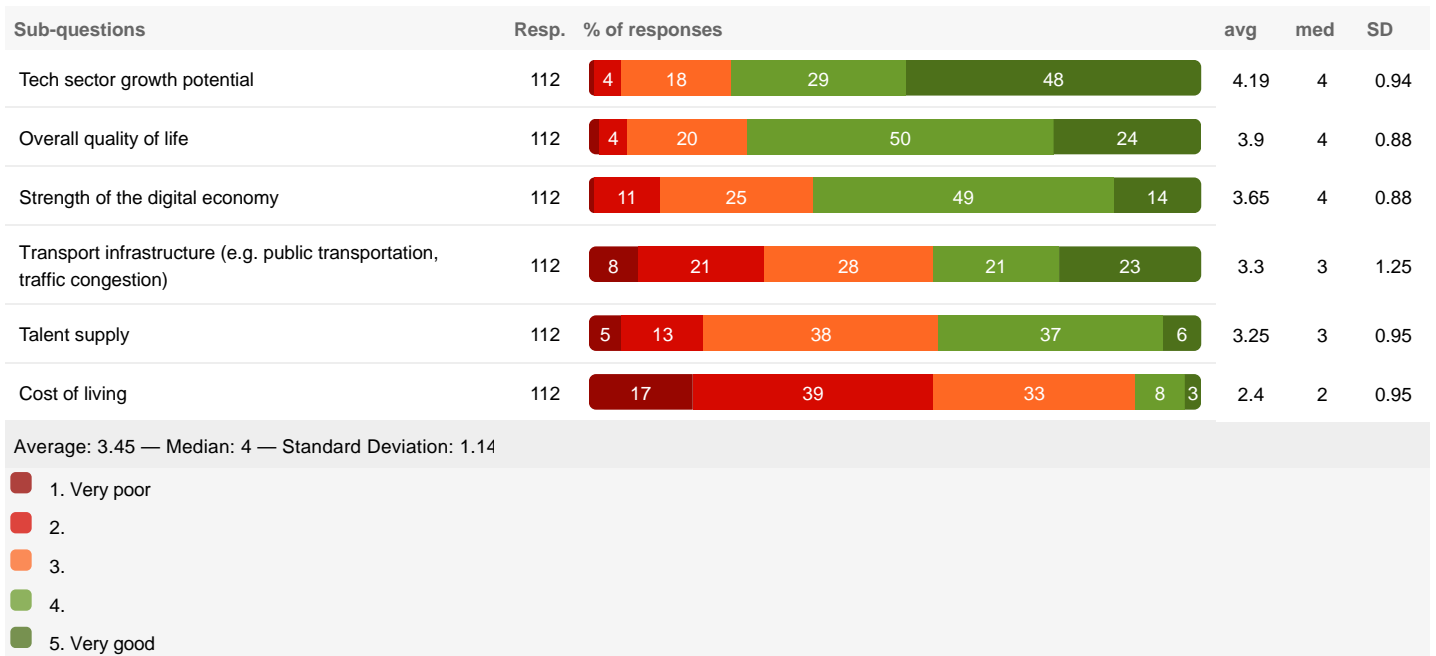




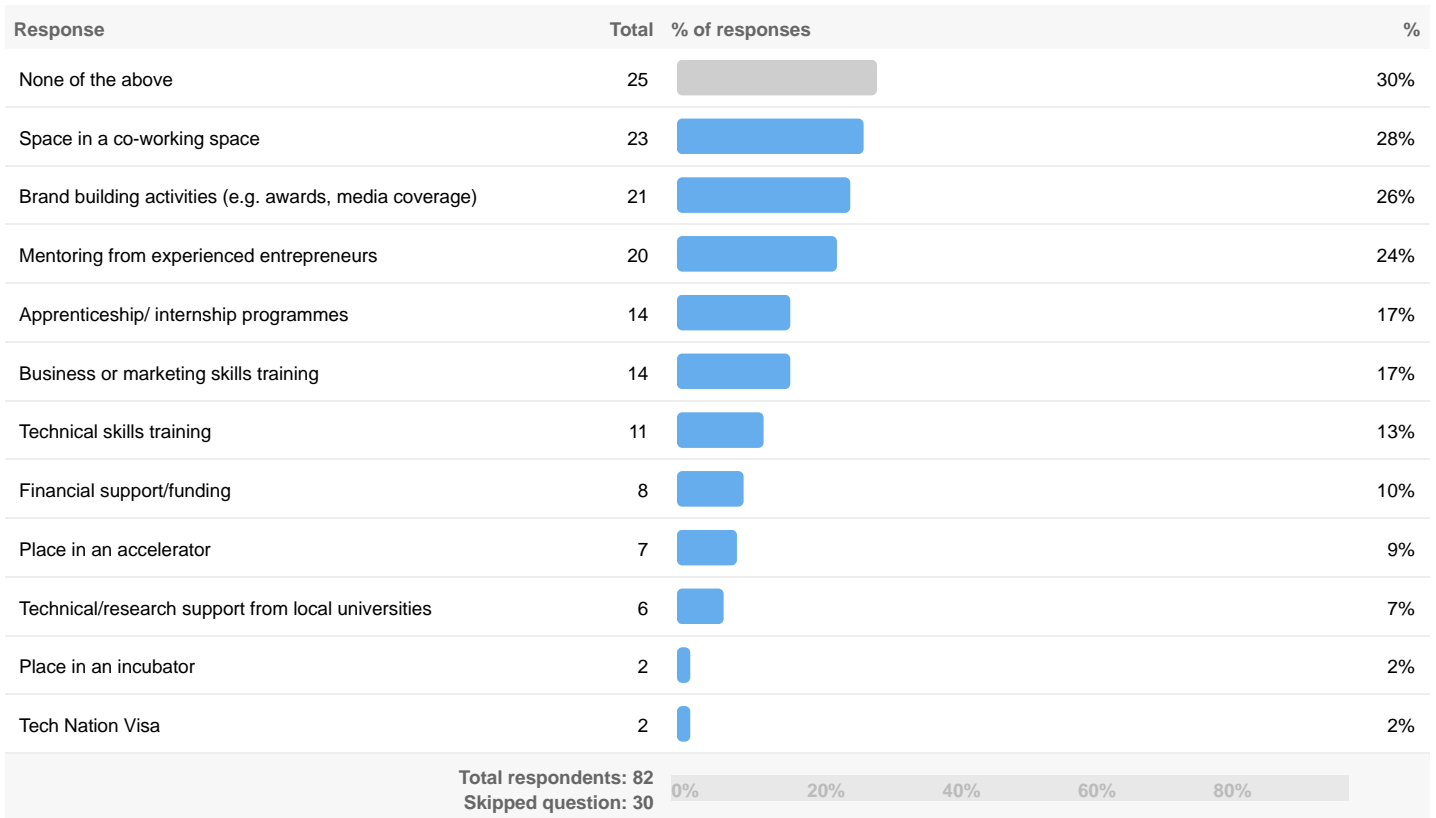
## 12. How long do staff tend to stay with your company?



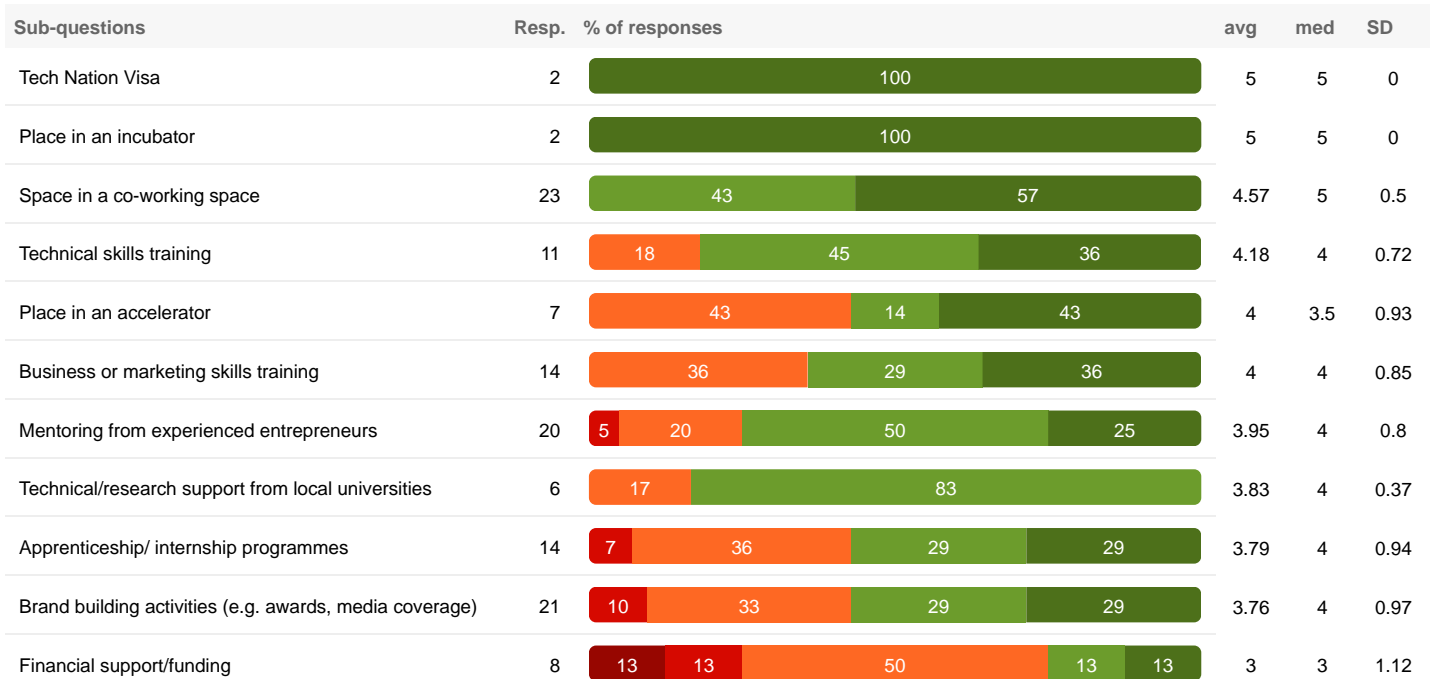
## 13. How would you rate your local area on the following?



## 14. Has your company ever taken advantage of any of the following support locally?



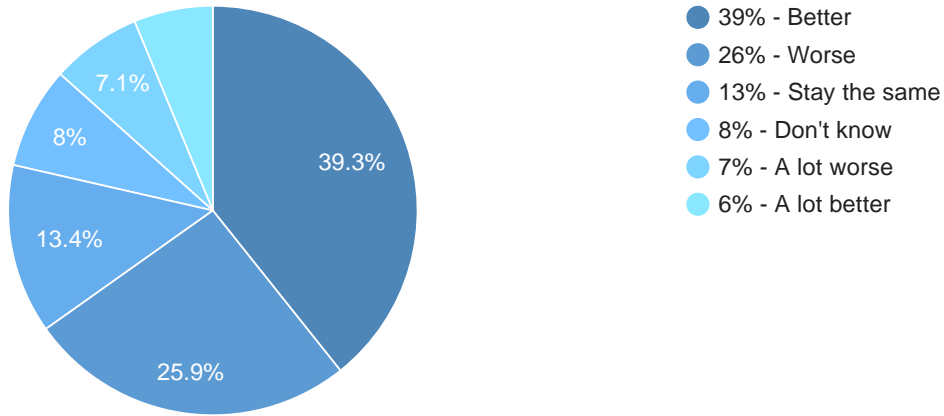
## 15. How useful have you found the following local support?



Average: 4.01 — Median: 4 — Standard Deviation: 0.91

- 1. Very bad
- 2.
- 3.
- 4.
- 5. Very good

**16. Over the next twelve months do you think the business environment for UK tech businesses will get better, get worse, or stay the same?**



n=112

**17. As a result of Brexit, to what extent do you agree or disagree with the following?**

Sub-questions	Resp.	% of responses	avg	med	SD
We expect to grow our operations in the UK	82	11 13 28 18 29	3.41	3	1.32
We will find it harder to attract talent	82	15 13 26 27 20	3.23	3	1.31
We will find it hard to retain talent	82	21 20 28 20 12	2.83	3	1.3
We anticipate improved access to non-EU talent (India, US ...)	82	26 28 34 9 4	2.37	2	1.07
We anticipate improved access to new markets	82	27 28 32 10 4	2.35	2	1.09
We are likely to move at least some of our operations out of the UK	82	45 22 13 15 5	2.12	2	1.26

Average: 2.72 — Median: 3 — Standard Deviation: 1.32

- 1. Disagree strongly
- 2.
- 3.
- 4.
- 5. Agree strongly

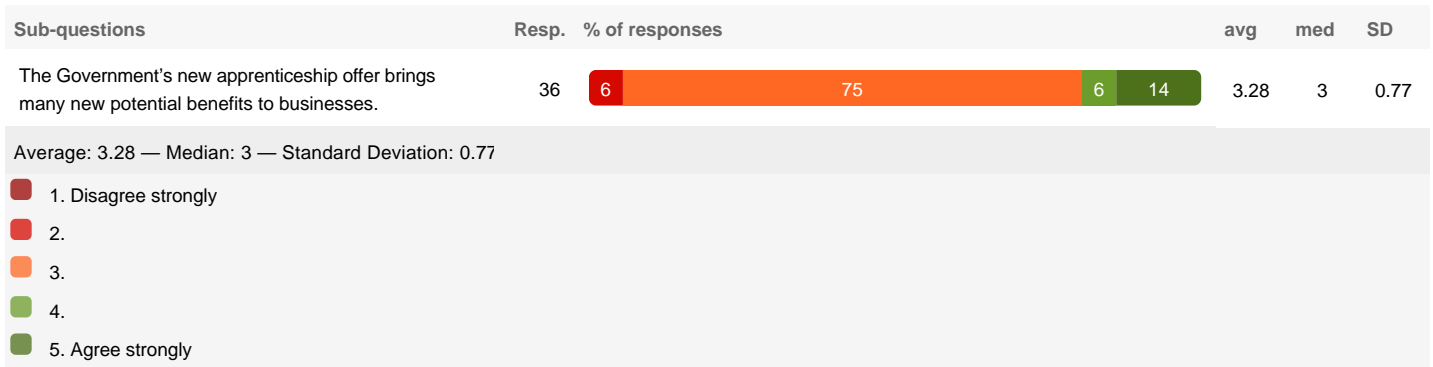
**18. To what extent do you agree or disagree with the following statements?**

Sub-questions	Resp.	% of responses	avg	med	SD
Apprenticeships are an effective way for tech businesses to find new, tailor-made talent	68	13 34 28 24	3.59	4	1.03
I'm familiar with the changes being made by Government to the apprenticeship offer.	68	41 24 22 9 4	2.12	2	1.17

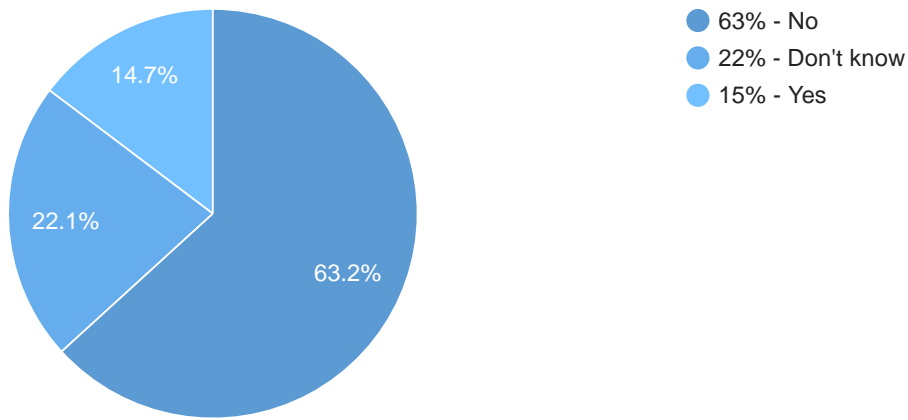
Average: 2.85 — Median: 3 — Standard Deviation: 1.33

- 1. Disagree strongly
- 2.
- 3.
- 4.
- 5. Agree strongly

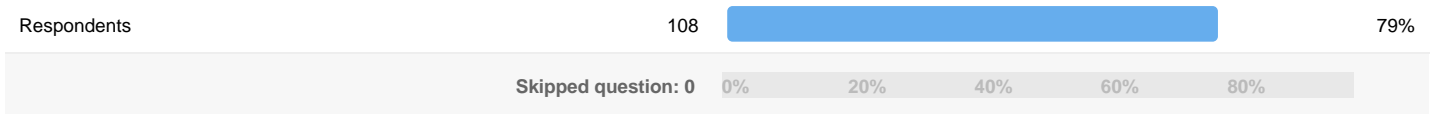
**19. To what extent do you agree or disagree with the following statements?**



**20. Does your organisation currently offer apprenticeships?**



**21. We appreciate you helping us with this survey. If you would like to receive the Tech Nation 2017 Report, please enter your email address below before submitting your survey, otherwise type 'REF'.**



n=108